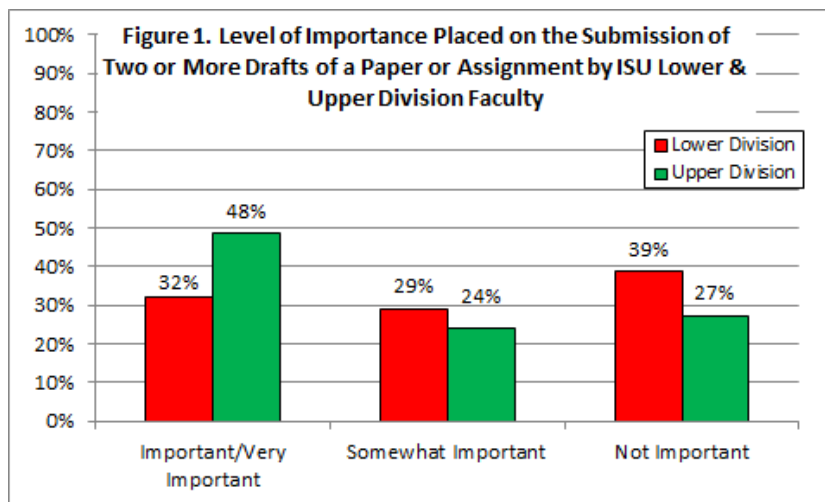


Preparing Drafts of Papers or Assignments for Class: Data from ISU Surveys of Student Engagement

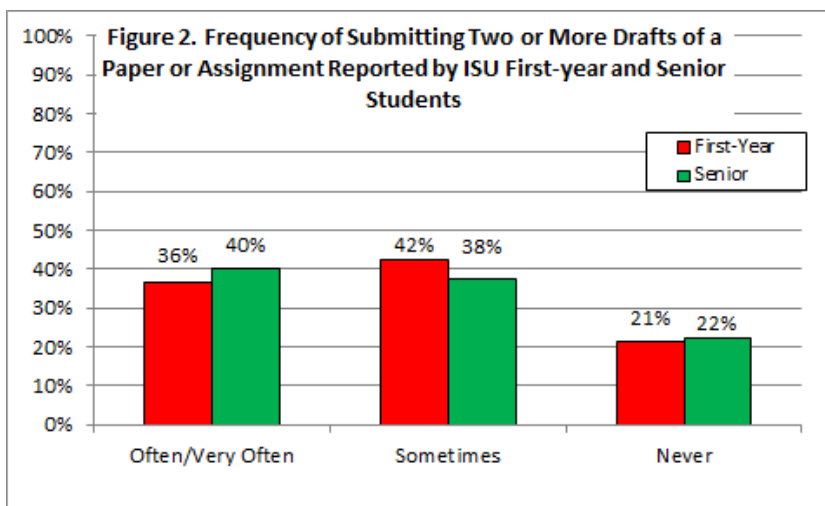
Lower & Upper Division Faculty at ISU

The spring 2014 Faculty Survey of Student Engagement (FSSE) asked faculty to answer questions about one particular undergraduate course section they are teaching or have taught in the current school year. 32% of faculty who identified a lower-division course and 48% of faculty who identified an upper-division course feel it is *important* or *very important* that students in their course section prepare two or more drafts of a paper or assignment before turning it in.¹



First Year and Senior Students at ISU

According to the results of the spring 2013 National Survey of Student Engagement (NSSE), 36% of first-year and 40% of senior students reported *often* or *very often* preparing two or more drafts of a paper or assignment before turning it in.²



¹ FSSE question 22b. FSSE question 22b. In your selected course section, how important is it to you that the typical student prepare two or more drafts of a paper or assignment before turning it in?

² NSSE question 1b. During the current school year, about how often have you prepared two or more drafts of a paper or assignment before turning it in?

Preparing Drafts of Papers or Assignments for Class: Data from ISU Surveys of Student Engagement

First Year and Senior Students at ISU: National Comparisons

Figure 3 highlights the differences between comparison groups of students in regard to submitting two or more drafts of papers or assignments.³ Figure 3 highlights differences between ISU *first-year* students and other students who completed the NSSE for selected comparison groups. Each comparison group reported higher frequencies than ISU students.⁴

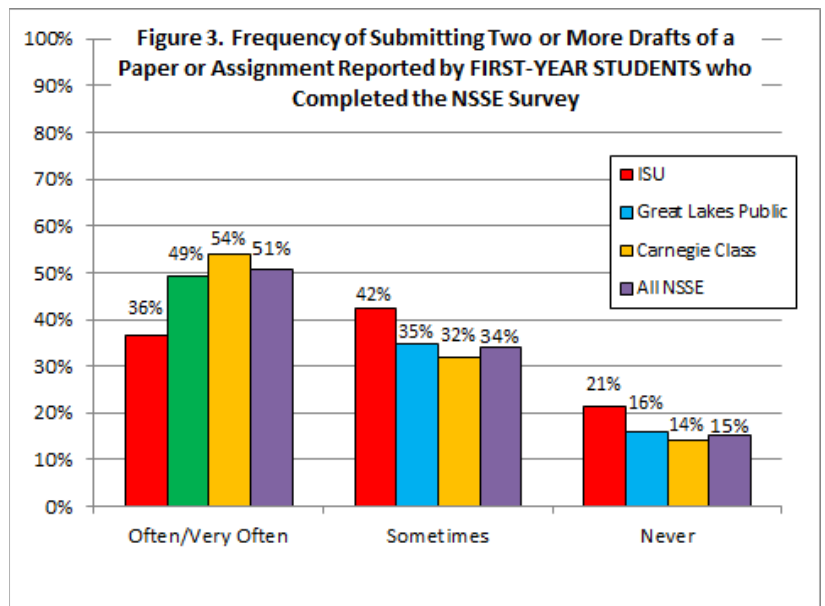
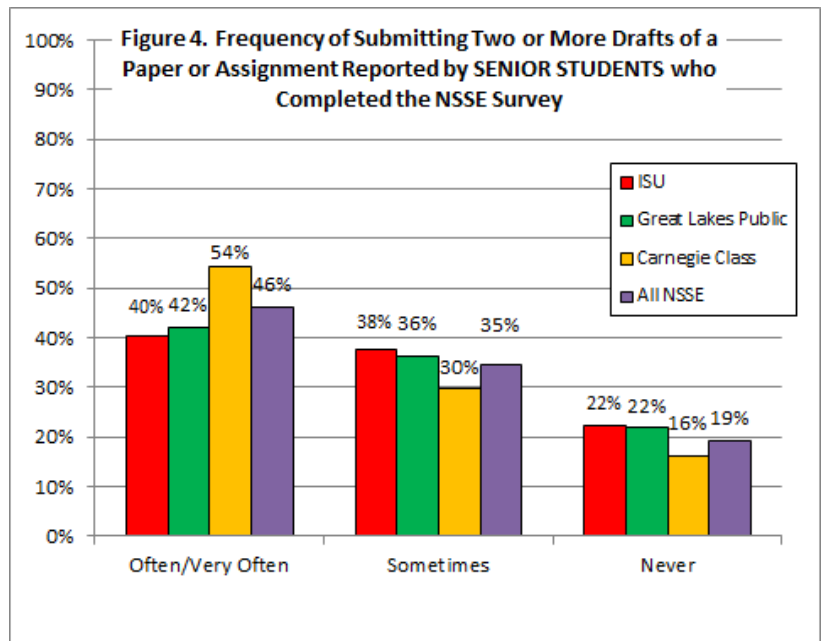


Figure 4 highlights differences between ISU *senior* students and other students who completed the NSSE for selected comparison groups. Two comparison groups – Carnegie Class and all NSSE respondents – reported higher frequencies than ISU NSSE respondents.⁵



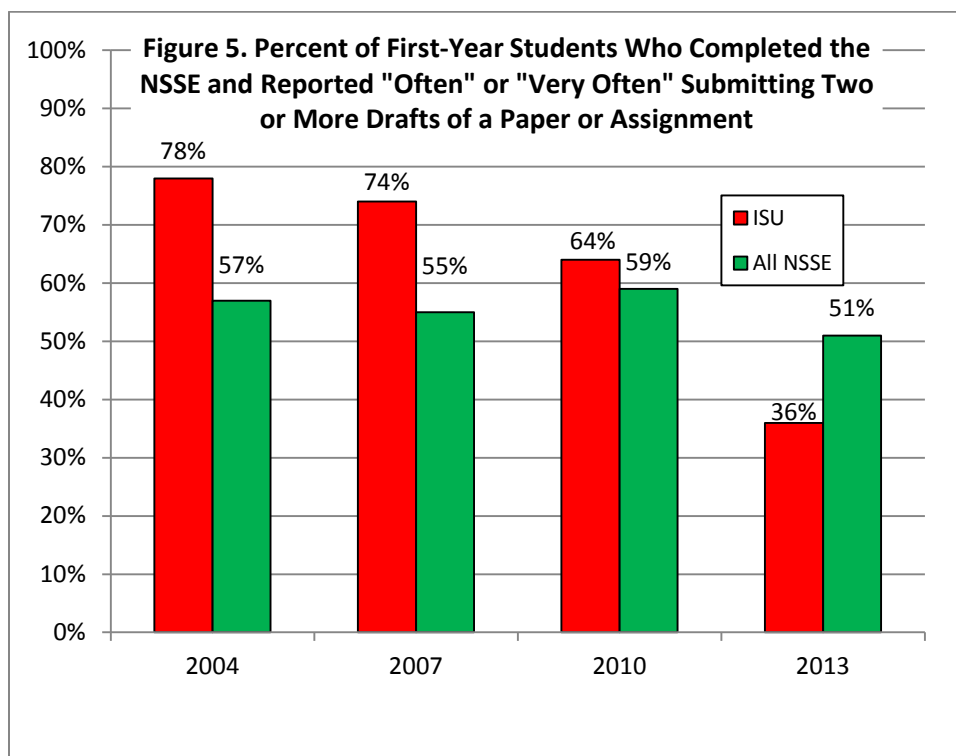
³ Responses to this question are coded 1 (Never), 2 (Sometimes), 3 (Often), and 4 (Very Often). NSSE weighs the averages by gender and enrollment status. Comparison group statistics are also weighted by institutional size. Counts are unweighted. For more details visit: nsse.iub.edu/html/weighting.cfm.

⁴ For first-year students, ISU’s weighted mean was 2.3. Each comparison group was significantly higher than ISU’s weighted average. Those averages are 2.5, 2.6, and 2.6, respectively, for Great Lakes public institutions, Carnegie Class, and all NSSE institution comparison groups.

⁵ For senior students, ISU’s weighted mean was 2.4. The Carnegie Class (2.8) and NSSE (2.5) comparison groups were significantly higher than ISU’s weighted average. The Great Lakes public institutions comparison group weighted average (2.4) was not significantly higher than ISU’s weighted average.

Preparing Drafts of Papers or Assignments for Class: Data from ISU Surveys of Student Engagement

The percent of first-year students who report completing two or more drafts of a paper or assignment has dropped at ISU and at all participating NSSE institutions, as shown in figure 5⁶.



Appendix: Data Tables

Table 1. FSSE question 22b. In your selected course section, how important is it to you that the typical student...prepare two or more drafts of a paper or assignment before turning it in?

Response	Lower Division		Upper Division		All Faculty	
	#	%	#	%	#	%
Important/Very Important	20	32%	64	48%	84	43%
Somewhat Important	18	29%	32	24%	50	26%
Not Important	24	39%	36	27%	60	31%
<i>Total</i>	<i>62</i>	<i>100%</i>	<i>132</i>	<i>100%</i>	<i>194</i>	<i>100%</i>

⁶ For figure 5, 2004, 2007, and 2013 represent all students who completed the NSSE nationally. The 2010 comparison group refers only to "IBHE comparison" institutions.

Preparing Drafts of Papers or Assignments for Class: Data from ISU Surveys of Student Engagement

Table 2. NSSE question 1b. During the current school year, about how often have you...prepared two or more drafts of a paper or assignment before turning it in?

Response	First-Year		Senior		All Students	
	#	%	#	%	#	%
Often/Very Often	82	36%	226	40%	308	39%
Sometimes	95	42%	210	38%	305	39%
Never	48	21%	124	22%	172	22%
Total	225	100%	560	100%	785	100%

Table 3. NSSE question 1b. During the current school year, about how often have you...prepared two or more drafts of a paper or assignment before turning it in? FIRST-YEAR STUDENTS ONLY

Response	ISU		Great Lakes Public		Carnegie Class		All NSSE	
	#	%	#	%	#	%	#	%
Often/Very Often	82	36%	7,258	49%	5,517	54%	68,204	51%
Sometimes	95	42%	5,120	35%	3,265	32%	46,043	34%
Never	48	21%	2,335	16%	1,456	14%	20,608	15%
Total	225	100%	14,713	100%	10,238	100%	134,855	100%

Table 4. NSSE question 1b. During the current school year, about how often have you...prepared two or more drafts of a paper or assignment before turning it in? SENIOR STUDENTS ONLY

Response	ISU		Great Lakes Public		Carnegie Class		All NSSE	
	#	%	#	%	#	%	#	%
Often/Very Often	226	40%	7,588	42%	9,694	54%	90,863	46%
Sometimes	210	38%	6,506	36%	5,277	30%	67,984	35%
Never	124	22%	3,936	22%	2,852	16%	38,068	19%
Total	560	100%	18,030	100%	17,823	100%	196,915	100%