



National Survey of Student Engagement (NSSE)

ILLINOIS STATE UNIVERSITY

ABOUT NSSE

The National Survey of Student Engagement (NSSE) measures the amount of time and effort first-year and senior students put into their studies and other educationally purposeful activities. The NSSE also measures how colleges and universities deploy their resources and organize the curriculum and other learning opportunities to get students to participate in activities that decades of research studies show are linked to student learning.

NSSE was developed by the Center for Postsecondary Research at Indiana University and coordinated locally at ISU by University Assessment Services. It is administered in the spring semester to first-year and senior students.

More information:

ISU NSSE data and other information: <https://assessment.illinoisstate.edu/surveys/student/>

Center for Postsecondary Research, Indiana University: <https://nsse.indiana.edu/nsse/>

DATA NOTES

To protect respondent privacy, groups with small responses may not be displayed. Some questions were not asked in some years. In those situations, results will be blank. Caution should be exercised when generalizing survey results based on low response rates and smaller demographic groups filtered by survey criteria to larger populations. Contact University Assessment Services for more information and research considerations.

COLLEGES AND MAJORS

Students are asked to provide their major on the NSSE instrument. This report organizes majors in colleges. CAS is organized into three colleges. The table below displays the colleges. The last pages of this report display the colleges and majors.

| College | Name |
|---------|--|
| CAST | College of Applied Science & Technology |
| CAS-HUM | College of Arts & Sciences - Humanities |
| CAS-MNS | College of Arts & Sciences - Math & Natural Sciences |
| CAS-SS | College of Arts & Sciences - Social Sciences |
| COB | College of Business |
| COE | College of Education |
| MCN | Mennonite College of Nursing |
| PROVOST | Univ. College & Interdisc. |
| WKCFA | Wonsook Kim College of Fine Arts |

HELP / QUESTIONS

University Assessment Services
rlsmith@ilstu.edu
309-438-2135

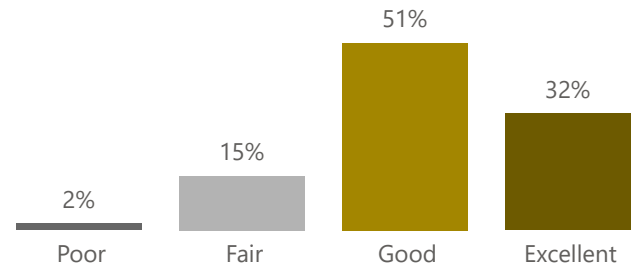
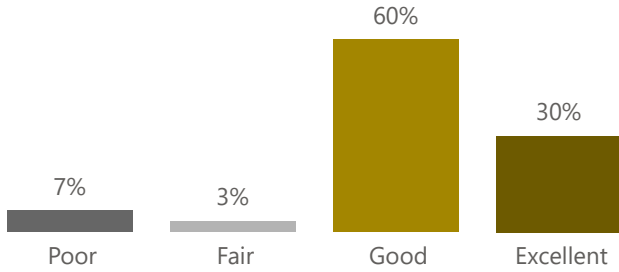


CAS-MNS

ALL ISU

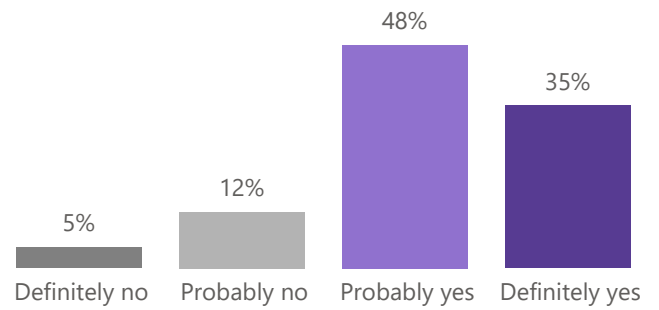
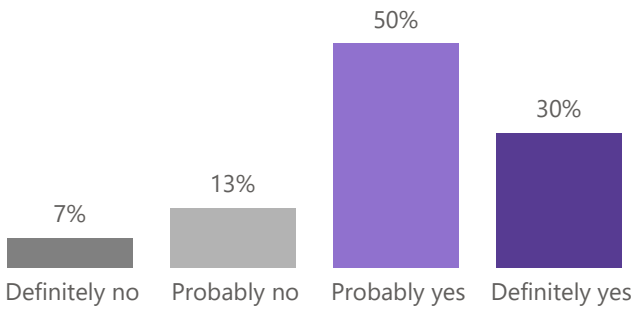
How would you evaluate your entire educational experience at ISU?

How would you evaluate your entire educational experience at ISU?



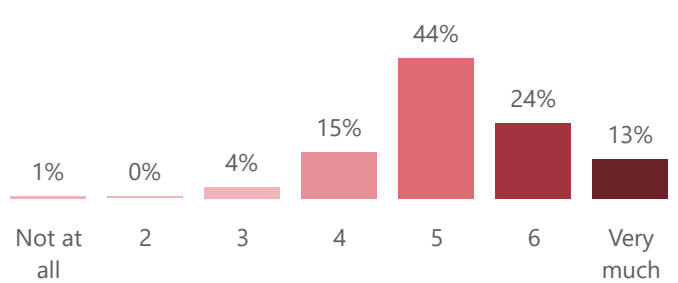
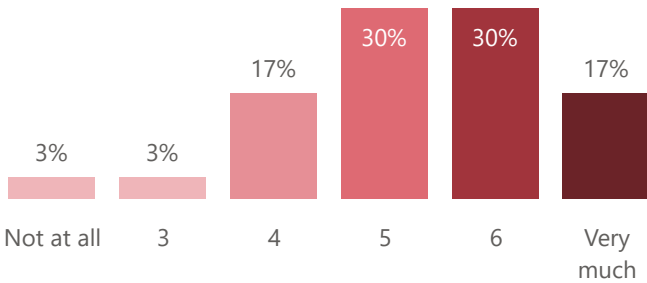
If you could start over again, would you attend ISU?

If you could start over again, would you attend ISU?



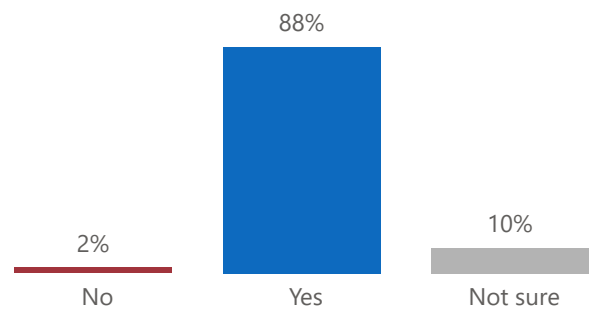
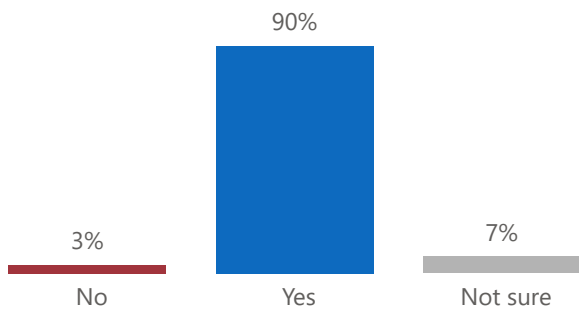
During the current school year, to what extent have your courses challenged you to do your best work?

During the current school year, to what extent have your courses challenged you to do your best work?



Do you intend to return to ISU next year?

Do you intend to return to ISU next year?



First-year students only

First-year students only

College

Class

NSSE Year

CAS-MNS

First-year

2020



Survey Question: How much has your experience at ISU contributed to your knowledge, skills, and personal development in the following areas?

CAS-MNS

| Sub-question | Very little | Some | Quite a bit | Very much |
|--|-------------|------|-------------|-----------|
| Acquiring job- or work-related knowledge and skills | 13% | 30% | 33% | 23% |
| Analyzing numerical and statistical information | 7% | 10% | 57% | 27% |
| Being an informed and active citizen | 10% | 43% | 40% | 7% |
| Developing or clarifying a personal code of values and ethics | | 43% | 43% | 13% |
| Solving complex real-world problems | 7% | 47% | 40% | 7% |
| Speaking clearly and effectively | | 40% | 40% | 20% |
| Thinking critically and analytically | | 17% | 43% | 40% |
| Understanding people of other backgrounds (economic, racial/ethnic, political, religious, nationality, etc.) | 7% | 34% | 38% | 21% |
| Working effectively with others | 3% | 37% | 40% | 20% |
| Writing clearly and effectively | 13% | 37% | 43% | 7% |

ALL ISU

| Sub-question | Very little | Some | Quite a bit | Very much |
|--|-------------|------|-------------|-----------|
| Acquiring job- or work-related knowledge and skills | 14% | 33% | 34% | 19% |
| Analyzing numerical and statistical information | 13% | 34% | 38% | 16% |
| Being an informed and active citizen | 13% | 32% | 39% | 16% |
| Developing or clarifying a personal code of values and ethics | 8% | 37% | 39% | 17% |
| Solving complex real-world problems | 10% | 41% | 34% | 15% |
| Speaking clearly and effectively | 4% | 30% | 45% | 21% |
| Thinking critically and analytically | 2% | 21% | 48% | 29% |
| Understanding people of other backgrounds (economic, racial/ethnic, political, religious, nationality, etc.) | 7% | 27% | 42% | 24% |
| Working effectively with others | 6% | 29% | 42% | 22% |
| Writing clearly and effectively | 8% | 43% | 36% | 13% |

College

CAS-MNS

Class

First-year

NSSE Year

2020



Sense of Belonging - 2020 only

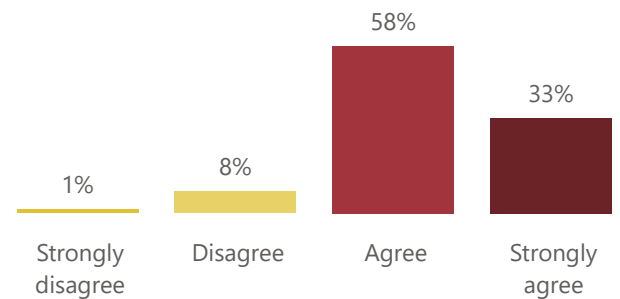
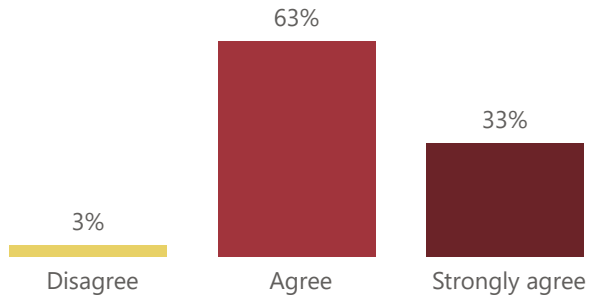
NSSE | ILLINOIS STATE UNIVERSITY

CAS-MNS

ALL ISU

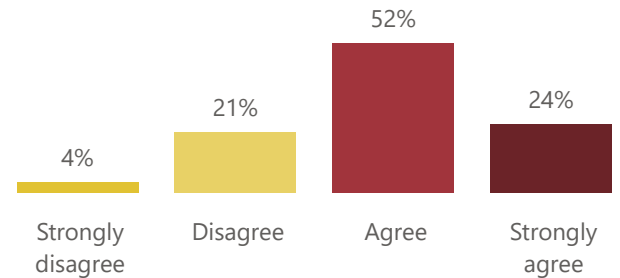
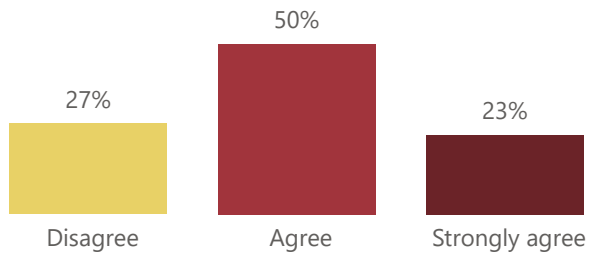
I feel comfortable being myself at ISU.

I feel comfortable being myself at ISU.



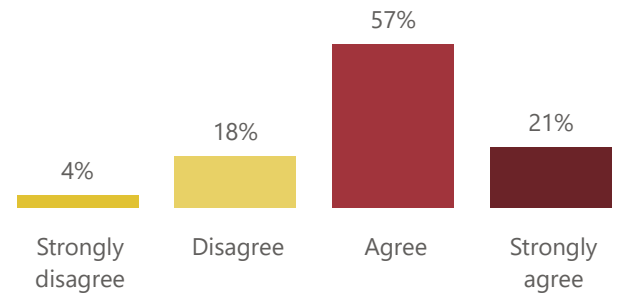
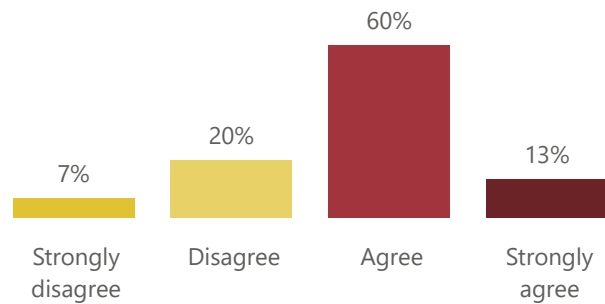
I feel like part of the community at ISU.

I feel like part of the community at ISU.



I feel valued by ISU.

I feel valued by ISU.



College

Class

NSSE Year

CAS-MNS

First-year

2020



Survey Question: During the current school year, how often have you done or has your coursework emphasized the following?

CAS-MNS

| Coursework Emphasis | Very little | Some | Quite a bit | Very much |
|---|-------------|------|-------------|-----------|
| Analyzing an idea, experience, or line of reasoning in depth by examining its parts | 7% | 17% | 47% | 30% |
| Applying facts, theories, or methods to practical problems or new situations | 3% | 24% | 48% | 24% |
| Evaluating a point of view, decision, or information source | 7% | 20% | 53% | 20% |
| Forming a new idea or understanding from various pieces of information | 3% | 30% | 40% | 27% |
| Memorizing course material | | 27% | 40% | 33% |

| Learning Strategies | Very little | Some | Quite a bit | Very much |
|---|-------------|------|-------------|-----------|
| Identified key information from reading assignments | | 20% | 50% | 30% |
| Reviewed your notes after class | | 23% | 43% | 33% |
| Summarized what you learned in class or from course materials | 3% | 30% | 40% | 27% |

ALL ISU

| Coursework Emphasis | Very little | Some | Quite a bit | Very much |
|---|-------------|------|-------------|-----------|
| Analyzing an idea, experience, or line of reasoning in depth by examining its parts | 2% | 28% | 42% | 28% |
| Applying facts, theories, or methods to practical problems or new situations | 3% | 22% | 51% | 24% |
| Evaluating a point of view, decision, or information source | 3% | 29% | 46% | 22% |
| Forming a new idea or understanding from various pieces of information | 3% | 31% | 45% | 21% |
| Memorizing course material | 2% | 25% | 46% | 28% |

| Learning Strategies | Very little | Some | Quite a bit | Very much |
|---|-------------|------|-------------|-----------|
| Identified key information from reading assignments | 2% | 18% | 52% | 27% |
| Reviewed your notes after class | 4% | 29% | 35% | 32% |
| Summarized what you learned in class or from course materials | 8% | 29% | 42% | 22% |

College

CAS-MNS



Class

First-year



NSSE Year

2020





Academic Engagement: Learning Activities

NSSE | ILLINOIS STATE UNIVERSITY

Survey Question: During the current school year, how often have you done or has your coursework emphasized the following?

CAS-MNS

| Learning Activities | Very little | Some | Quite a bit | Very much |
|--|-------------|------|-------------|-----------|
| Combined ideas from different courses when completing assignments | 3% | 43% | 37% | 17% |
| Connected ideas from your courses to your prior experiences and knowledge | | 27% | 40% | 33% |
| Connected your learning to societal problems or issues | 7% | 60% | 23% | 10% |
| Examined the strengths and weaknesses of your own views on a topic or issue | 3% | 43% | 37% | 17% |
| Included diverse perspectives (political, religious, racial/ethnic, gender, etc.) in course discussions or assignments | 10% | 37% | 43% | 10% |
| Learned something that changed the way you understand an issue or concept | 3% | 30% | 43% | 23% |
| Tried to better understand someone else's views by imagining how an issue looks from his or her perspective | 3% | 21% | 45% | 31% |

ALL ISU

| Learning Activities | Very little | Some | Quite a bit | Very much |
|--|-------------|------|-------------|-----------|
| Combined ideas from different courses when completing assignments | 5% | 45% | 37% | 13% |
| Connected ideas from your courses to your prior experiences and knowledge | 1% | 21% | 49% | 29% |
| Connected your learning to societal problems or issues | 5% | 45% | 32% | 18% |
| Examined the strengths and weaknesses of your own views on a topic or issue | 5% | 33% | 44% | 18% |
| Included diverse perspectives (political, religious, racial/ethnic, gender, etc.) in course discussions or assignments | 8% | 33% | 40% | 18% |
| Learned something that changed the way you understand an issue or concept | 2% | 33% | 45% | 21% |
| Tried to better understand someone else's views by imagining how an issue looks from his or her perspective | 1% | 26% | 45% | 27% |

College

CAS-MNS



Class

First-year



NSSE Year

2020





Academic Engagement: Student Academic Work

NSSE | ILLINOIS STATE UNIVERSITY

Survey Question: During the current school year, how often have you done or has your coursework emphasized the following?

CAS-MNS

| Student Academic Work | Very little | Some | Quite a bit | Very much |
|---|-------------|------|-------------|-----------|
| Asked another student to help you understand course material | 3% | 37% | 47% | 13% |
| Asked questions or contributed to course discussions in other ways | 3% | 43% | 37% | 17% |
| Attended an art exhibit, play, or other arts performance (dance, music, etc.) | 59% | 41% | | |
| Come to class without completing readings or assignments | 20% | 70% | 7% | 3% |
| Explained course material to one or more students | | 23% | 60% | 17% |
| Given a course presentation | 17% | 37% | 30% | 17% |
| Prepared for exams by discussing or working through course material with other students | 7% | 33% | 40% | 20% |
| Prepared two or more drafts of a paper or assignment before turning it in | | | | |
| Worked with other students on course projects or assignments | 3% | 40% | 43% | 13% |

ALL ISU

| Student Academic Work | Very little | Some | Quite a bit | Very much |
|---|-------------|------|-------------|-----------|
| Asked another student to help you understand course material | 7% | 41% | 37% | 15% |
| Asked questions or contributed to course discussions in other ways | 4% | 41% | 36% | 19% |
| Attended an art exhibit, play, or other arts performance (dance, music, etc.) | 54% | 32% | 9% | 4% |
| Come to class without completing readings or assignments | 24% | 60% | 11% | 5% |
| Explained course material to one or more students | 3% | 33% | 43% | 21% |
| Given a course presentation | 15% | 41% | 34% | 10% |
| Prepared for exams by discussing or working through course material with other students | 12% | 39% | 36% | 14% |
| Worked with other students on course projects or assignments | 5% | 44% | 37% | 14% |

College

CAS-MNS

Class

First-year

NSSE Year

2020



Academic Engagement: Quantitative Reasoning

NSSE | ILLINOIS STATE UNIVERSITY

Survey Question: During the current school year, how often have you done or has your coursework emphasized the following?

CAS-MNS

| Quantitative Reasoning | Very little | Some | Quite a bit | Very much |
|---|-------------|------|-------------|-----------|
| Evaluated what others have concluded from numerical information | 7% | 37% | 37% | 20% |
| Reached conclusions based on your own analysis of numerical information (numbers, graphs, statistics, etc.) | | 23% | 57% | 20% |
| Used numerical information to examine a real-world problem or issue (unemployment, climate change, public health, etc.) | 7% | 40% | 37% | 17% |

ALL ISU

| Quantitative Reasoning | Very little | Some | Quite a bit | Very much |
|---|-------------|------|-------------|-----------|
| Evaluated what others have concluded from numerical information | 13% | 47% | 29% | 10% |
| Reached conclusions based on your own analysis of numerical information (numbers, graphs, statistics, etc.) | 11% | 37% | 39% | 13% |
| Used numerical information to examine a real-world problem or issue (unemployment, climate change, public health, etc.) | 15% | 40% | 34% | 11% |

College

CAS-MNS

Class

First-year

NSSE Year

2020

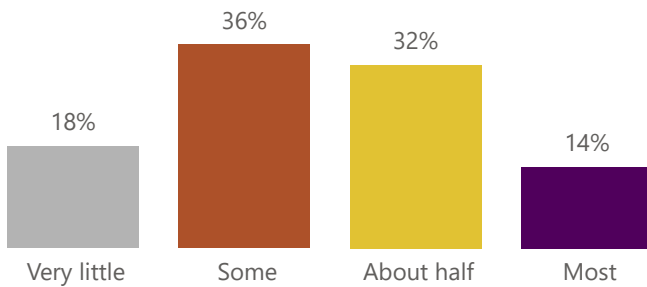


CAS-MNS

Average number hours per week on assigned reading

5.6

Of the time you spend preparing for class in a typical 7-day week, about how much is on assigned reading?

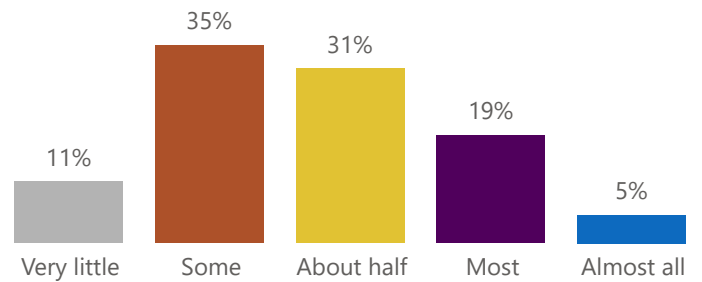


ALL ISU

Average number hours per week on assigned reading

6.3

Of the time you spend preparing for class in a typical 7-day week, about how much is on assigned reading?



Average number of pages written in the past year

36.0

Number of papers, reports and other writing tasks in the current school year by page length

| Page # | None | 1-2 | 3-5 | 6-10 | 11-15 | More than 20 papers |
|------------------------|------|-----|-----|------|-------|---------------------|
| Up to 5 pages | 10% | 30% | 30% | 13% | 13% | 3% |
| Between 6 and 10 pages | 57% | 20% | 17% | 3% | 3% | |
| 11 pages or more | 83% | 13% | | 3% | | |

Average number of pages written in past year

31.4

Number of papers, reports and other writing tasks in the current school year by page length

| Page # | None | 1-2 | 3-5 | 6-10 | 11-15 | 16-20 | More than 20 papers |
|------------------------|------|-----|-----|------|-------|-------|---------------------|
| Up to 5 pages | 8% | 26% | 37% | 17% | 8% | 1% | 3% |
| Between 6 and 10 pages | 49% | 36% | 11% | 3% | 1% | 0% | |
| 11 pages or more | 88% | 10% | 0% | 1% | 0% | | |

College

CAS-MNS

Class

First-year

NSSE Year

2020



Survey Questions: During the current school year, how often have you done the following and During the current school year, how often have your instructors done the following?

CAS-MNS

| How often have you done the following: | Very little | Some | Quite a bit | Very much |
|---|-------------|------|-------------|-----------|
| Discussed course topics, ideas, or concepts with a faculty member outside of class | 20% | 50% | 23% | 7% |
| Discussed your academic performance with a faculty member | 17% | 53% | 17% | 13% |
| Talked about career plans with a faculty member | 13% | 53% | 20% | 13% |
| Worked with a faculty member on activities other than coursework (committees, student groups, etc.) | 53% | 27% | 10% | 10% |

| How often have faculty done the following: | Very little | Some | Quite a bit | Very much |
|---|-------------|------|-------------|-----------|
| Clearly explained course goals and requirements | | 23% | 53% | 23% |
| Provided feedback on a draft or work in progress | 13% | 27% | 43% | 17% |
| Provided prompt and detailed feedback on tests or completed assignments | 7% | 37% | 43% | 13% |
| Taught course sessions in an organized way | | 20% | 53% | 27% |
| Used examples or illustrations to explain difficult points | 3% | 23% | 50% | 23% |

ALL ISU

| How often have you done the following: | Very little | Some | Quite a bit | Very much |
|---|-------------|------|-------------|-----------|
| Discussed course topics, ideas, or concepts with a faculty member outside of class | 36% | 41% | 13% | 10% |
| Discussed your academic performance with a faculty member | 24% | 52% | 15% | 9% |
| Talked about career plans with a faculty member | 16% | 45% | 28% | 12% |
| Worked with a faculty member on activities other than coursework (committees, student groups, etc.) | 50% | 30% | 12% | 8% |

| How often have faculty done the following: | Very little | Some | Quite a bit | Very much |
|---|-------------|------|-------------|-----------|
| Clearly explained course goals and requirements | | 18% | 50% | 31% |
| Provided feedback on a draft or work in progress | 13% | 36% | 34% | 17% |
| Provided prompt and detailed feedback on tests or completed assignments | 14% | 35% | 35% | 15% |
| Taught course sessions in an organized way | 2% | 20% | 52% | 26% |
| Used examples or illustrations to explain difficult points | 2% | 19% | 50% | 28% |

College

CAS-MNS

Class

First-year

NSSE Year

2020



Survey Question: How much does ISU emphasize the following?

CAS-MNS

| Items | Very little | Some | Quite a bit | Very much |
|--|-------------|------|-------------|-----------|
| Attending campus activities and events (performing arts, athletic events, etc.) | 10% | 33% | 27% | 30% |
| Attending events that address important social, economic, or political issues | 27% | 47% | 20% | 7% |
| Encouraging contact among students from different backgrounds (social, racial/ethnic, religious, etc.) | 13% | 37% | 20% | 30% |
| Helping you manage your non-academic responsibilities (work, family, etc.) | 20% | 43% | 23% | 13% |
| Providing opportunities to be involved socially | 7% | 10% | 43% | 40% |
| Providing support for your overall well-being (recreation, health care, counseling, etc.) | 7% | 10% | 57% | 27% |
| Providing support to help students succeed academically | 3% | 20% | 33% | 43% |
| Spending significant amounts of time studying and on academic work | 3% | 17% | 47% | 33% |
| Using learning support services (tutoring services, writing center, etc.) | | 17% | 40% | 43% |

ALL ISU

| Items | Very little | Some | Quite a bit | Very much |
|--|-------------|------|-------------|-----------|
| Attending campus activities and events (performing arts, athletic events, etc.) | 8% | 25% | 41% | 26% |
| Attending events that address important social, economic, or political issues | 18% | 40% | 27% | 14% |
| Encouraging contact among students from different backgrounds (social, racial/ethnic, religious, etc.) | 13% | 28% | 34% | 25% |
| Helping you manage your non-academic responsibilities (work, family, etc.) | 25% | 38% | 25% | 11% |
| Providing opportunities to be involved socially | 5% | 26% | 43% | 26% |
| Providing support for your overall well-being (recreation, health care, counseling, etc.) | 7% | 21% | 45% | 27% |
| Providing support to help students succeed academically | 4% | 19% | 50% | 27% |
| Spending significant amounts of time studying and on academic work | 1% | 19% | 57% | 24% |
| Using learning support services (tutoring services, writing center, etc.) | 6% | 15% | 43% | 36% |

College

CAS-MNS

Class

First-year

NSSE Year

2020



Survey Question: Please rate the quality of your interactions with the following people at ISU.

CAS-MNS

| Group | Poor | Okay/Good | Excellent |
|---|------|-----------|-----------|
| Quality of interactions with academic advisors | 3% | 47% | 50% |
| Quality of interactions with faculty | 3% | 50% | 47% |
| Quality of interactions with other administrative staff and offices | 7% | 50% | 43% |
| Quality of interactions with student services staff | 4% | 54% | 42% |
| Quality of interactions with students | 7% | 40% | 53% |

ALL ISU

| Group | Poor | Okay/Good | Excellent |
|---|------|-----------|-----------|
| Quality of interactions with academic advisors | 3% | 33% | 65% |
| Quality of interactions with faculty | 3% | 45% | 52% |
| Quality of interactions with other administrative staff and offices | 6% | 50% | 44% |
| Quality of interactions with student services staff | 6% | 46% | 47% |
| Quality of interactions with students | 5% | 47% | 48% |

College

CAS-MNS

Class

First-year

NSSE Year

2020



Survey Question: Which of the following have you done or plan to do before you graduate?

CAS-MNS

Avg. # of High Impact Practices (seniors only)
(Blank)

| High Impact Practice | Do not plan to do | Done or in progress | Have not decided | Plan to do |
|--|-------------------|---------------------|------------------|------------|
| Culminating senior experience (capstone course, senior project or thesis, comprehensive exam, portfolio, etc.) | 10% | | 37% | 53% |
| Formal leadership role in a student organization or group | 23% | 10% | 30% | 37% |
| Internship, co-op, field experience, student teaching, or clinical placement | 13% | 3% | 7% | 77% |
| Learning community or some other formal program where groups of students take two or more classes together | 20% | 10% | 33% | 37% |
| Study abroad program | 23% | | 30% | 47% |
| Work with a faculty member on a research project | 10% | 7% | 27% | 57% |

ALL ISU

Avg. # of High Impact Practices (seniors only)
(Blank)

| High Impact Practice | Do not plan to do | Done or in progress | Have not decided | Plan to do |
|--|-------------------|---------------------|------------------|------------|
| Culminating senior experience (capstone course, senior project or thesis, comprehensive exam, portfolio, etc.) | 12% | 0% | 39% | 48% |
| Formal leadership role in a student organization or group | 22% | 14% | 25% | 38% |
| Internship, co-op, field experience, student teaching, or clinical placement | 6% | 5% | 13% | 76% |
| Learning community or some other formal program where groups of students take two or more classes together | 26% | 5% | 40% | 28% |
| Study abroad program | 29% | 1% | 32% | 38% |
| Work with a faculty member on a research project | 29% | 4% | 35% | 32% |

College

CAS-MNS

Class

First-year

NSSE Year

2020



Survey Question: During the last school year, how often have you had discussions with people from the following groups?

CAS-MNS

| Groups | Never | Sometimes | Often | Very Often |
|--|-------|-----------|-------|------------|
| People with religious beliefs other than your own | 3% | 17% | 40% | 40% |
| People with political views other than your own | 7% | 10% | 53% | 30% |
| People of a race or ethnicity other than your own | | 10% | 53% | 37% |
| People from an economic background other than your own | | 10% | 50% | 40% |

ALL ISU

| Groups | Never | Sometimes | Often | Very Often |
|--|-------|-----------|-------|------------|
| People with religious beliefs other than your own | 4% | 25% | 37% | 34% |
| People with political views other than your own | 4% | 29% | 40% | 27% |
| People of a race or ethnicity other than your own | 3% | 18% | 41% | 38% |
| People from an economic background other than your own | 3% | 18% | 41% | 38% |

College

CAS-MNS

Class

First-year

NSSE Year

2020



Survey Question: During the last school year, how often have you done the following? (asked in 2020 only)

CAS-MNS

| Activities | Never | Sometimes | Often | Very Often |
|---|-------|-----------|-------|------------|
| Attended events, activities, or presentations that reflect an appreciation for diverse groups of people | 30% | 37% | 23% | 10% |
| Participated in a demonstration for a diversity-related cause (rally, protest, etc.) | 69% | 21% | 10% | |
| Participated in a diversity-related club or organization | 57% | 27% | 13% | 3% |
| Participated in the activities of centers related to specific groups (racial-ethnic, cultural, religious, gender, LGBT, etc.) | 53% | 13% | 23% | 10% |
| Reflected on your cultural identity | 43% | 30% | 20% | 7% |

ALL ISU

| Activities | Never | Sometimes | Often | Very Often |
|---|-------|-----------|-------|------------|
| Attended events, activities, or presentations that reflect an appreciation for diverse groups of people | 29% | 37% | 21% | 12% |
| Participated in a demonstration for a diversity-related cause (rally, protest, etc.) | 70% | 19% | 6% | 5% |
| Participated in a diversity-related club or organization | 55% | 26% | 11% | 8% |
| Participated in the activities of centers related to specific groups (racial-ethnic, cultural, religious, gender, LGBT, etc.) | 47% | 27% | 15% | 11% |
| Reflected on your cultural identity | 34% | 35% | 19% | 12% |

College

CAS-MNS



Class

First-year



NSSE Year

2020





Equity, Diversity, & Inclusion: Supportive Environment

NSSE | ILLINOIS STATE UNIVERSITY

Survey Question: How much does ISU provide a supportive environment for the following forms of diversity? (asked in 2020 only)

CAS-MNS

| Forms | Very little | Some | Quite a bit | Very much |
|------------------------|-------------|------|-------------|-----------|
| Disability status | 3% | 23% | 57% | 17% |
| Economic background | 3% | 30% | 47% | 20% |
| Gender identity | | 27% | 43% | 30% |
| Political affiliation | 3% | 30% | 47% | 20% |
| Racial/Ethnic identity | 7% | 23% | 47% | 23% |
| Religious affiliation | | 28% | 41% | 31% |
| Sexual orientation | | 28% | 38% | 34% |

ALL ISU

| Forms | Very little | Some | Quite a bit | Very much |
|------------------------|-------------|------|-------------|-----------|
| Disability status | 10% | 28% | 39% | 23% |
| Economic background | 8% | 35% | 36% | 21% |
| Gender identity | 4% | 24% | 42% | 30% |
| Political affiliation | 11% | 35% | 34% | 19% |
| Racial/Ethnic identity | 6% | 25% | 43% | 26% |
| Religious affiliation | 9% | 31% | 36% | 24% |
| Sexual orientation | 5% | 24% | 39% | 32% |

College

CAS-MNS

Class

First-year

NSSE Year

2020



Equity, Diversity, & Inclusion: ISU Emphasis

NSSE | ILLINOIS STATE UNIVERSITY

Survey Question: How much does ISU emphasize the following? (asked in 2020 only)

CAS-MNS

| Item | Very little | Some | Quite a bit | Very much |
|---|-------------|------|-------------|-----------|
| Creating an overall sense of community among students | 3% | 30% | 47% | 20% |
| Demonstrating a commitment to diversity | | 38% | 45% | 17% |
| Ensuring that you are not stigmatized because of your identity (racial/ethnic, gender, religious, sexual orientation, etc.) | 7% | 23% | 50% | 20% |
| Helping students develop the skills to confront discrimination and harassment | 10% | 33% | 40% | 17% |
| Providing information about anti-discrimination and harassment policies | 3% | 23% | 47% | 27% |
| Providing students with the resources needed for success in a multicultural world | 3% | 37% | 50% | 10% |
| Taking allegations of discrimination or harassment seriously | | 20% | 50% | 30% |

ALL ISU

| Items | Very little | Some | Quite a bit | Very much |
|---|-------------|------|-------------|-----------|
| Creating an overall sense of community among students | 5% | 30% | 41% | 24% |
| Demonstrating a commitment to diversity | 5% | 32% | 38% | 25% |
| Ensuring that you are not stigmatized because of your identity (racial/ethnic, gender, religious, sexual orientation, etc.) | 6% | 28% | 41% | 25% |
| Helping students develop the skills to confront discrimination and harassment | 13% | 34% | 31% | 22% |
| Providing information about anti-discrimination and harassment policies | 10% | 31% | 34% | 24% |
| Providing students with the resources needed for success in a multicultural world | 7% | 36% | 39% | 18% |
| Taking allegations of discrimination or harassment seriously | 7% | 25% | 42% | 27% |

College

CAS-MNS

Class

First-year

NSSE Year

2020



Equity, Diversity, & Inclusion: ISU Emphasis

NSSE | ILLINOIS STATE UNIVERSITY

Survey Question: During the current school year, how much has your coursework emphasized the following? (asked in 2020 only)

CAS-MNS

| Emphasis | Very little | Some | Quite a bit | Very much |
|--|-------------|------|-------------|-----------|
| Developing the skills necessary to work effectively with people from various backgrounds | 13% | 40% | 40% | 7% |
| Discussing issues of equity or privilege | 17% | 40% | 33% | 10% |
| Exploring your own background through projects, assignments, or programs | 30% | 30% | 30% | 10% |
| Learning about other cultures | 20% | 37% | 37% | 7% |
| Recognizing your own cultural norms and biases | 23% | 33% | 37% | 7% |
| Respecting the expression of diverse ideas | 7% | 53% | 30% | 10% |
| Sharing your own perspectives and experiences | 14% | 45% | 31% | 10% |

ALL ISU

| Emphasis | Very little | Some | Quite a bit | Very much |
|--|-------------|------|-------------|-----------|
| Developing the skills necessary to work effectively with people from various backgrounds | 16% | 37% | 33% | 14% |
| Discussing issues of equity or privilege | 17% | 35% | 32% | 17% |
| Exploring your own background through projects, assignments, or programs | 14% | 38% | 35% | 13% |
| Learning about other cultures | 12% | 41% | 32% | 16% |
| Recognizing your own cultural norms and biases | 14% | 34% | 35% | 17% |
| Respecting the expression of diverse ideas | 5% | 37% | 39% | 20% |
| Sharing your own perspectives and experiences | 8% | 30% | 44% | 18% |

College

CAS-MNS



Class

First-year



NSSE Year

2020





Time Use in Hours per Week

NSSE | ILLINOIS STATE UNIVERSITY

CAS-MNS

| Items | 0 | 1-5 | 6-10 | 11-15 | 16-20 | 21-25 | 26-30 | More than 30 hrs |
|--|-----|-----|------|-------|-------|-------|-------|------------------|
| Commuting to campus (driving, walking, etc.) | 40% | 50% | 7% | | | | | 3% |
| Doing community service or volunteer work | 70% | 17% | 13% | | | | | |
| Participating in co-curricular activities (organizations, campus publications, student government, fraternity or sorority, intercollegiate or intramural sports, etc.) | 27% | 40% | 20% | 7% | 3% | | 3% | |
| Preparing for class (studying, reading, writing, doing homework or lab work, analyzing data, rehearsing, and other academic activities) | | 13% | 23% | 13% | 20% | 20% | 3% | 7% |
| Providing care for dependents (children, parents, etc.) | 93% | | 7% | | | | | |
| Relaxing and socializing (time with friends, video games, TV or videos, keeping up with friends online, etc.) | | 17% | 27% | 27% | 7% | 7% | 7% | 10% |
| Working for pay OFF CAMPUS | 70% | 7% | 10% | 3% | | 7% | | 3% |
| Working for pay ON CAMPUS | 80% | 3% | 7% | 7% | 3% | | | |

ALL ISU

| Items | 0 | 1-5 | 6-10 | 11-15 | 16-20 | 21-25 | 26-30 | More than 30 hrs |
|--|-----|-----|------|-------|-------|-------|-------|------------------|
| Commuting to campus (driving, walking, etc.) | 40% | 44% | 10% | 4% | 0% | 0% | | 1% |
| Doing community service or volunteer work | 64% | 29% | 4% | 2% | 0% | 1% | | |
| Participating in co-curricular activities (organizations, campus publications, student government, fraternity or sorority, intercollegiate or intramural sports, etc.) | 25% | 37% | 20% | 10% | 4% | 2% | 1% | 1% |
| Preparing for class (studying, reading, writing, doing homework or lab work, analyzing data, rehearsing, and other academic activities) | | 11% | 24% | 27% | 22% | 10% | 2% | 4% |
| Providing care for dependents (children, parents, etc.) | 88% | 7% | 3% | 2% | | 0% | | |
| Relaxing and socializing (time with friends, video games, TV or videos, keeping up with friends online, etc.) | 1% | 16% | 23% | 24% | 11% | 12% | 4% | 9% |
| Working for pay OFF CAMPUS | 81% | 6% | 4% | 4% | 2% | 2% | 0% | 1% |
| Working for pay ON CAMPUS | 82% | 3% | 6% | 4% | 4% | 0% | 0% | |

College

CAS-MNS

Class

First-year

NSSE Year

2020



Colleges & Majors: CAST, CAS-HUM, CAS-SS

ILLINOIS STATE UNIVERSITY

College Major

| | |
|------|---|
| CAST | Aero-, aeronautical engineering |
| CAST | Agriculture |
| CAST | Allied health |
| CAST | Biomedical engineering |
| CAST | Chemical engineering |
| CAST | Civil engineering |
| CAST | Computer engineering and technology |
| CAST | Computer information systems |
| CAST | Computer science |
| CAST | Criminal justice |
| CAST | Criminology |
| CAST | Dentistry |
| CAST | Electrical or electronic engineering |
| CAST | Engineering (general) |
| CAST | Family and consumer studies |
| CAST | Forensics |
| CAST | Health science |
| CAST | Health technology (medical, dental, laboratory) |
| CAST | Healthcare administration and policy |
| CAST | Industrial engineering |
| CAST | Information systems |
| CAST | Information technology |
| CAST | Justice administration |
| CAST | Kinesiology |
| CAST | Law |
| CAST | Materials engineering |
| CAST | Mechanical engineering |
| CAST | Medicine |
| CAST | Military science |
| CAST | Network security and systems |
| CAST | Nutrition and dietetics |
| CAST | Occupational safety and health |
| CAST | Occupational therapy |
| CAST | Other agr. and natural resources |
| CAST | Other computer science and technology |
| CAST | Other engineering |
| CAST | Other health professions |
| CAST | Parks, recreation, leisure studies, sports management |
| CAST | Petroleum engineering |
| CAST | Physical Education |
| CAST | Physical therapy |

College Major

| | |
|------|--|
| CAST | Public administration, policy |
| CAST | Public safety and emergency management |
| CAST | Rehabilitation sciences |
| CAST | Software engineering |
| CAST | Technical, vocational studies |
| CAST | Telecommunications |
| CAST | Veterinary science |

College Major

| | |
|---------|---------------------------------------|
| CAS-HUM | Broadcast communications |
| CAS-HUM | Communications (general) |
| CAS-HUM | English (language and literature) |
| CAS-HUM | French (language and literature) |
| CAS-HUM | Gender studies |
| CAS-HUM | Humanities (general) |
| CAS-HUM | Journalism |
| CAS-HUM | Mass communications and media studies |
| CAS-HUM | Other communications |
| CAS-HUM | Other humanities |
| CAS-HUM | Other language and literature |
| CAS-HUM | Philosophy |
| CAS-HUM | Public Relations and Advertising |
| CAS-HUM | Religion |
| CAS-HUM | Spanish (language and literature) |
| CAS-HUM | Speech |
| CAS-HUM | Theological studies, ministry |

College Major

| | |
|--------|--------------------------------|
| CAS-SS | Anthropology |
| CAS-SS | Economics |
| CAS-SS | Ethnic studies |
| CAS-SS | Geography |
| CAS-SS | History |
| CAS-SS | International relations |
| CAS-SS | Other social sciences |
| CAS-SS | Political Science |
| CAS-SS | Professional studies (general) |
| CAS-SS | Psychology |
| CAS-SS | Social sciences (general) |
| CAS-SS | Social studies education |
| CAS-SS | Social work |
| CAS-SS | Sociology |
| CAS-SS | Speech therapy |
| CAS-SS | Urban planning |



Colleges & Majors: CAS-MNS, COB, COE, MCN, WKCFA, PROV

ILLINOIS STATE UNIVERSITY

| College | Major |
|---------|--------------------------------------|
| CAS-MNS | Astronomy |
| CAS-MNS | Atmospheric sciences (meteorology) |
| CAS-MNS | Biochemistry or biophysics |
| CAS-MNS | Bioengineering |
| CAS-MNS | Biology (general) |
| CAS-MNS | Biomed Sci |
| CAS-MNS | Botany |
| CAS-MNS | Cell and molecular biology |
| CAS-MNS | Chemistry |
| CAS-MNS | Earth science (including geology) |
| CAS-MNS | Environmental science/studies |
| CAS-MNS | Marine science |
| CAS-MNS | Mathematics |
| CAS-MNS | Mathematics education |
| CAS-MNS | Microbiology or bacteriology |
| CAS-MNS | Natural resources and conservation |
| CAS-MNS | Natural science |
| CAS-MNS | Neuroscience |
| CAS-MNS | Other biological Sciences |
| CAS-MNS | Other physical sciences |
| CAS-MNS | Pharmacy |
| CAS-MNS | Physical sciences (general) |
| CAS-MNS | Physics |
| CAS-MNS | Physiology and developmental biology |
| CAS-MNS | Statistics |
| CAS-MNS | Zoology |

| College | Major |
|---------|--|
| COB | Accounting |
| COB | Business administration |
| COB | Business education |
| COB | Entrepreneurial studies |
| COB | Finance |
| COB | Hospitality and tourism |
| COB | International business |
| COB | Management |
| COB | Management information systems |
| COB | Marketing |
| COB | Organizational leadership or behavior |
| COB | Other business |
| COB | Supply chain and operations management |

| College | Major |
|---------|-------------------------------------|
| COE | Early childhood education |
| COE | Education (general) |
| COE | Elementary, middle school education |
| COE | Other education |
| COE | Secondary education |
| COE | Special education |

| College | Major |
|---------|---------|
| MCN | Nursing |

| College | Major |
|---------|--------------------------------|
| WKCFA | Architecture |
| WKCFA | Art history |
| WKCFA | Arts, fine and applied |
| WKCFA | Music |
| WKCFA | Music or art education |
| WKCFA | Other fine and performing arts |
| WKCFA | Theater or drama |

| College | Major |
|---------|----------------------------------|
| PROV | General studies |
| PROV | Liberal arts and sciences |
| PROV | Multi, Interdisciplinary studies |
| PROV | Undecided, undeclared |

| College | Name |
|---------|--|
| CAST | College of Applied Science & Technology |
| CAS-HUM | College of Arts & Sciences - Humanities |
| CAS-MNS | College of Arts & Sciences - Math & Natural Sciences |
| CAS-SS | College of Arts & Sciences - Social Sciences |
| COB | College of Business |
| COE | College of Education |
| MCN | Mennonite College of Nursing |
| PROVOST | Univ. College & Interdisc. |
| WKCFA | Wonsook Kim College of Fine Arts |