

# 2023 ISU NSSE Benchmark Report

Leveraging high student engagement and collaboration to cultivate a greater sense of belonging

Choose a data story by clicking on one of the boxes

**Bottom Line:  
ISU first-year students**

**Bottom Line:  
ISU seniors**

**ISU first-year and  
senior comparisons**

**Comparisons with all  
peer institutions in one  
visualization**

**Advanced statistical  
comparisons with peer  
groups**

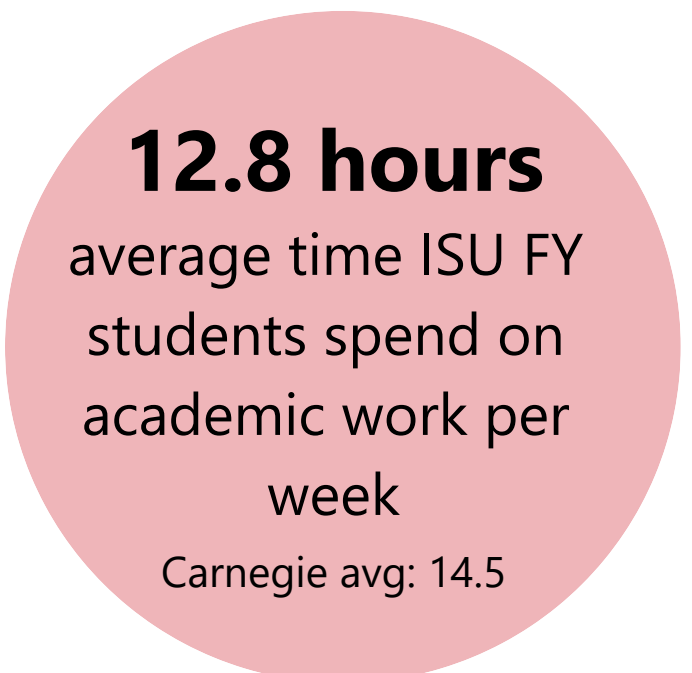
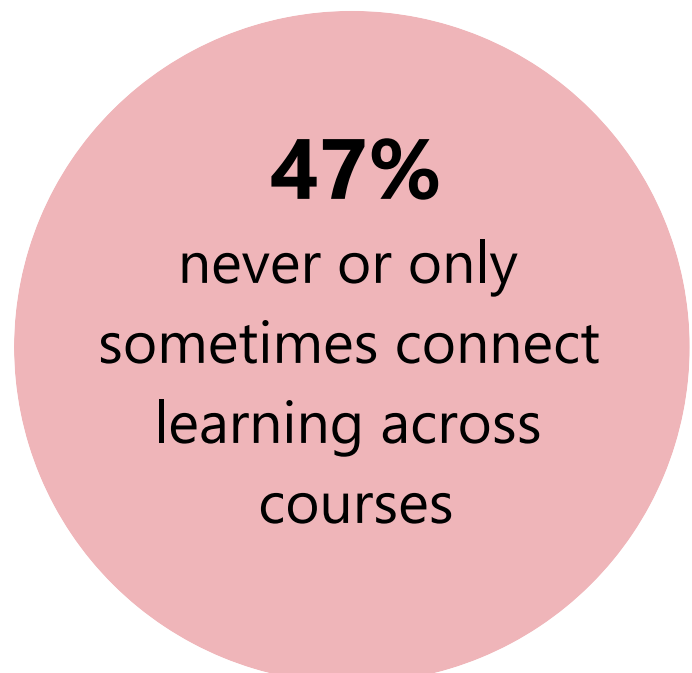
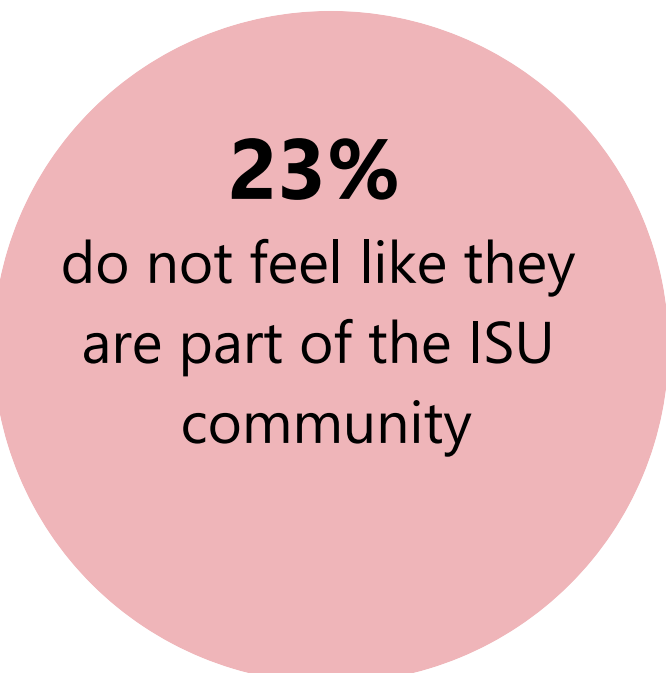
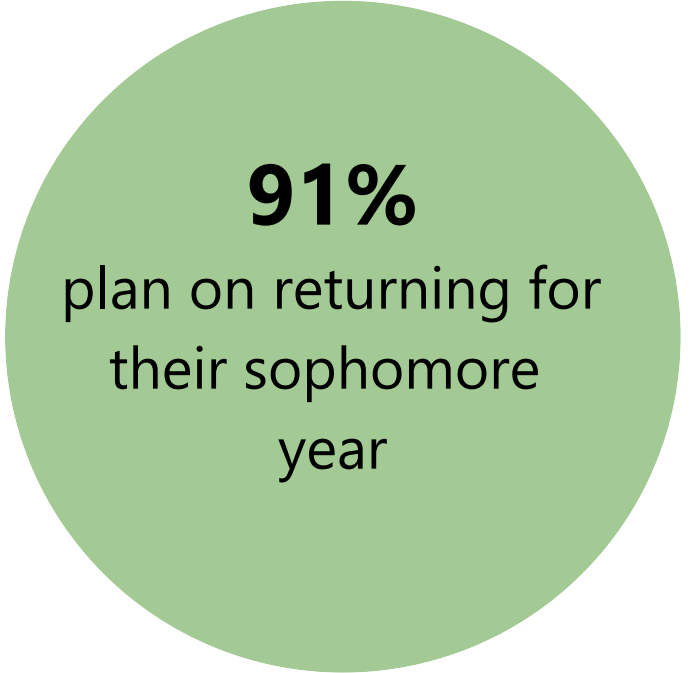
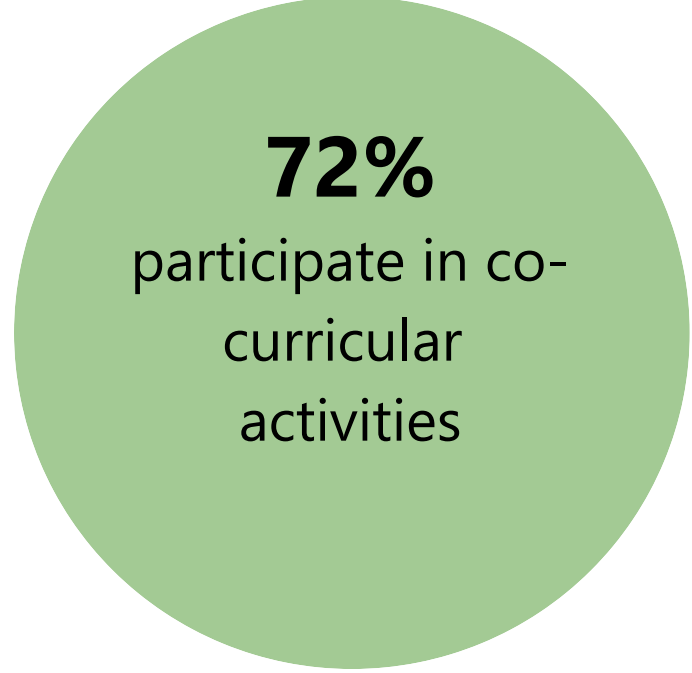
Carnegie, Great Lakes region,  
Missouri Valley conference

The National Survey of Student Engagement ([NSSE](#)) assesses the extent to which students engage in educational practices associated with high levels of learning and personal development, providing insights into the undergraduate experience. Created by the Center for Education Policy at Indiana University, the NSSE is administered annually by hundreds of colleges and universities. Illinois State University administered the NSSE in spring 2023. Around 1,460 first-year and senior ISU students participated. More information about [NSSE and ISU](#). Contact: Ryan Smith, [University Assessment Services](mailto:rlsmith@ilstu.edu), [rlsmith@ilstu.edu](mailto:rlsmith@ilstu.edu). Collaborators on this project: Erin Thomas, student affairs; Cooper Cutting & Derek Meyers, academic affairs.

**ISU engages **first-year students** in a variety of academic, social and co-curricular activities. Involvement and collaboration is high, but many lack a sense of belonging.**

**Faculty and staff involve first-year students in co-curricular and academic activities, fostering opportunities for learning, engagement and meaningful personal interactions.**

**ISU could leverage high engagement in involvement and personal interactions into a greater sense of belonging. Creating connections between courses and departments could promote more active involvement in studying and academic work outside of class.**



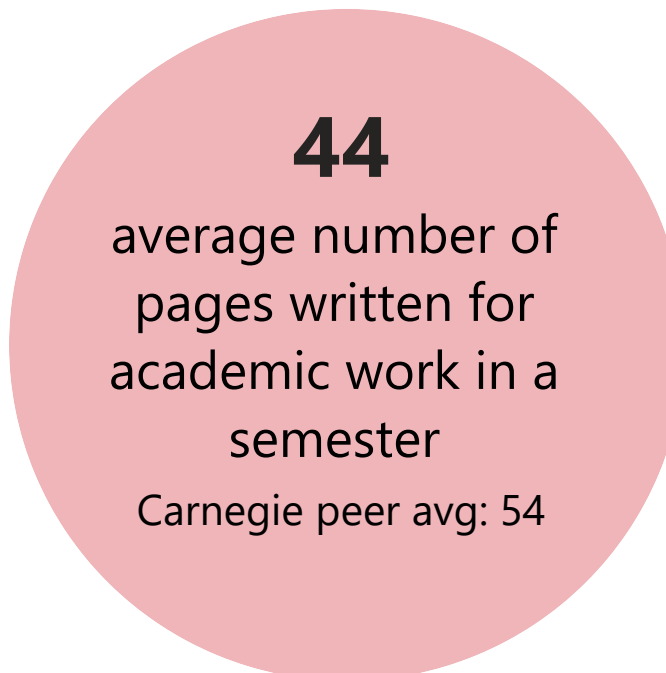
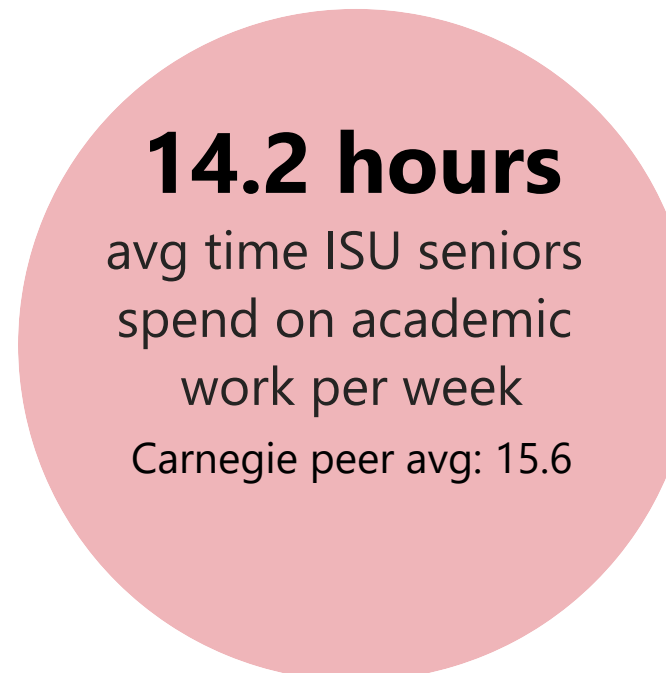
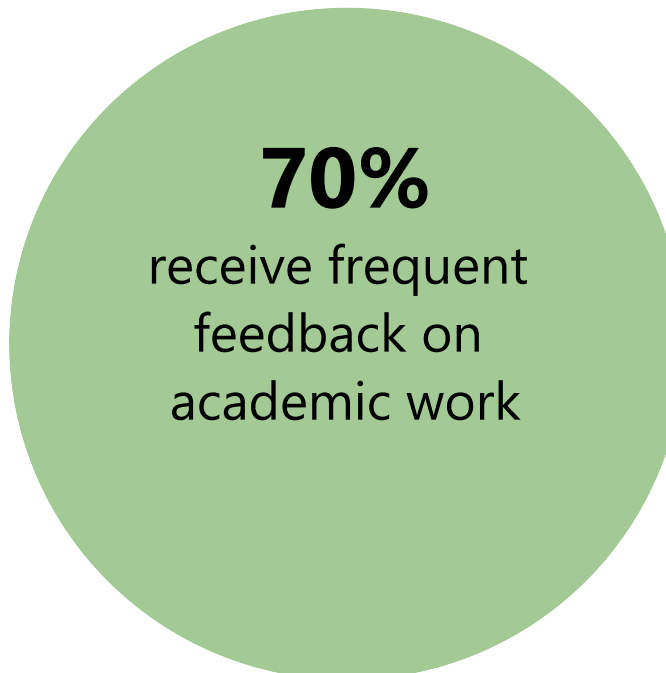
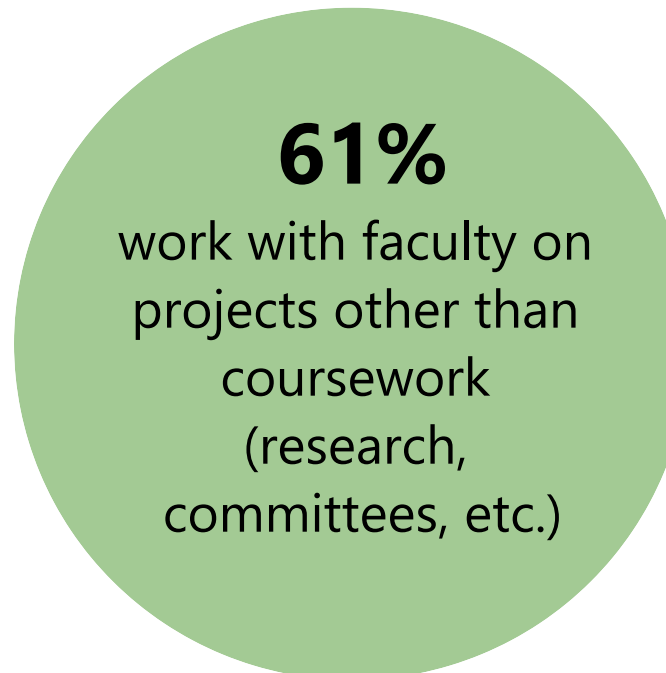
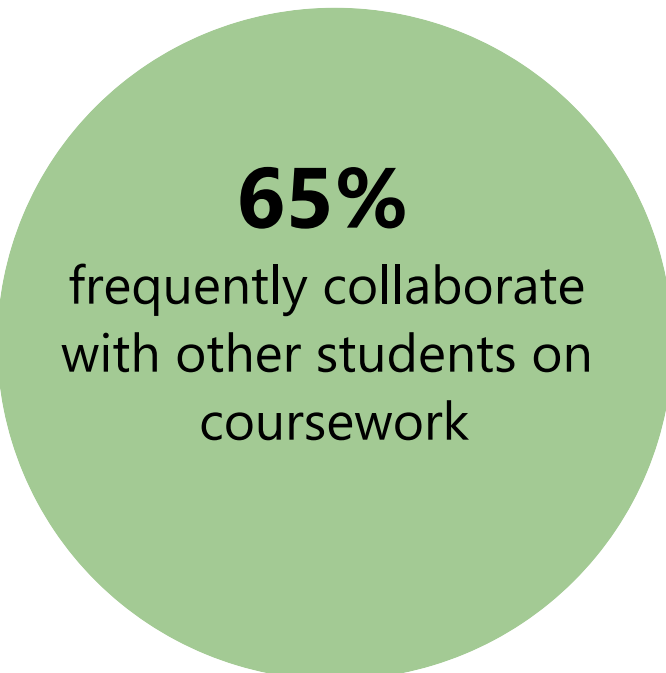
See the [Sense of Belonging visualization](#) for more information.

Click here to see more data points and compare ISU with other universities

# ISU engages **seniors** in academic experiences that rely on collaboration and personal interactions. Seniors are less engaged in academic experiences that rely on preparing for class and studying.

ISU engages seniors in high-impact applied and collaborative academic learning experiences that rely on personal interactions with faculty, staff and other students.

An increased emphasis on preparing for class and studying could lead to increased academic engagement by fostering deeper understandings of course material and promoting active involvement in the learning process.



[Click here to see more data points and compare ISU with other universities](#)

**Senior survey respondents are more engaged in high order learning activities and report less engagement with memorizing course material. Factual knowledge often precedes higher order learning.**

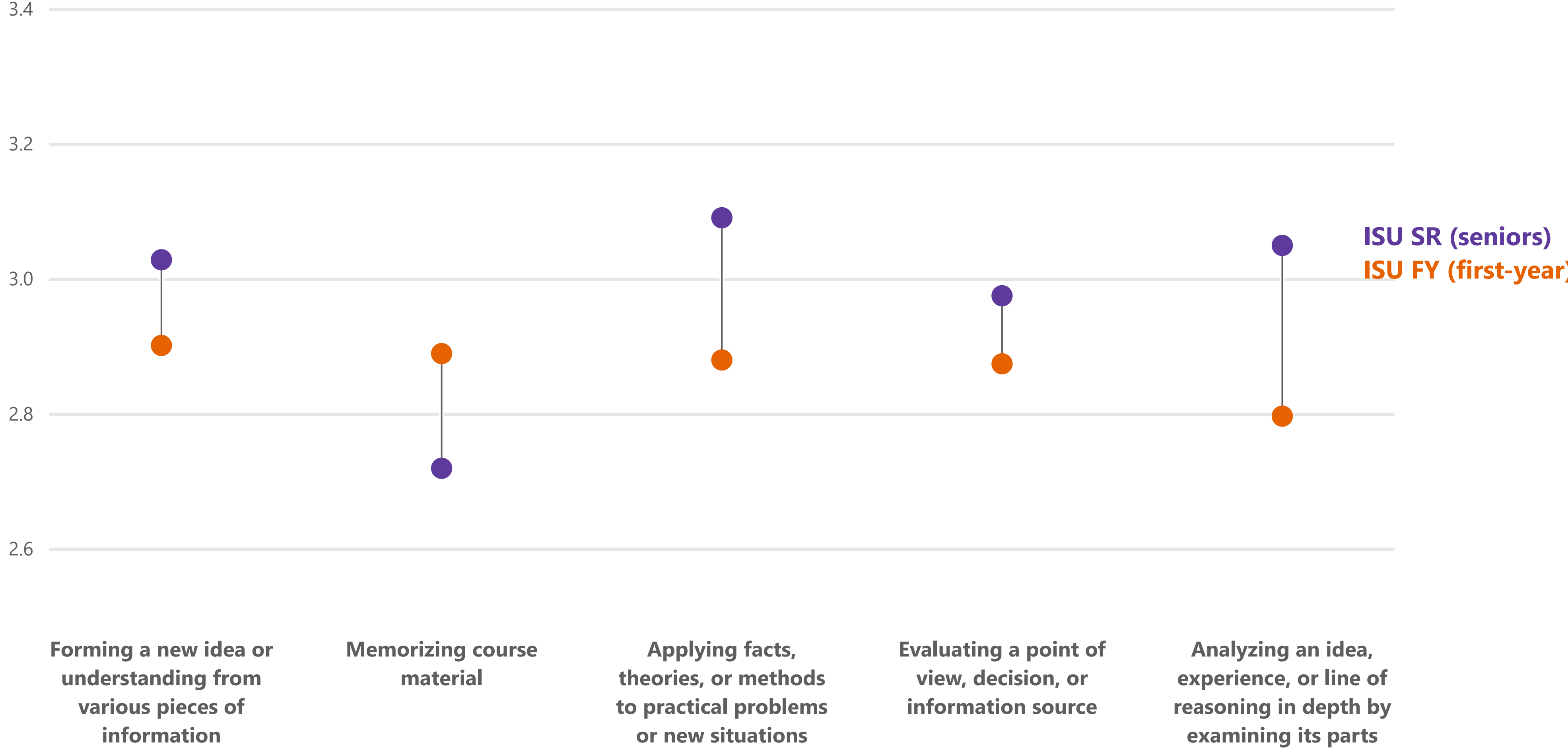
Higher order learning goes beyond memorization and factual knowledge, emphasizing analysis, evaluation and integration to form new ideas.

Select a category

- Academic challenge
- Civic engagement
- Collaborative learning
- College choice
- Course goals
- Discussions with diverse others
- Emphasis: Academic
- Emphasis: Environment
- High impact practice
- Higher order learning
- Integrative learning
- Learning feedback
- Learning strategies
- Learning: Affective
- Learning: Cognitive
- Quality of interactions
- Quantitative reasoning
- Reading
- Reflective learning
- Satisfaction
- Sense of belonging
- Student-faculty interaction
- Teaching practices
- Time allocation
- Working
- Writing - no of pages
- Writing - no of papers

During the current school year, how much has your coursework emphasized the following?

Average of scale: Very little = 1, Some = 2, Quite a bit = 3, Very much = 4



# ISU senior survey respondents report slightly more emphasis on higher order learning skills compared to ISU first-year survey respondents. These include evaluating ideas and synthesizing information into new ideas.

Higher order learning goes beyond memorization and factual knowledge, emphasizing analysis, evaluation and integration to form new ideas.

Select a class

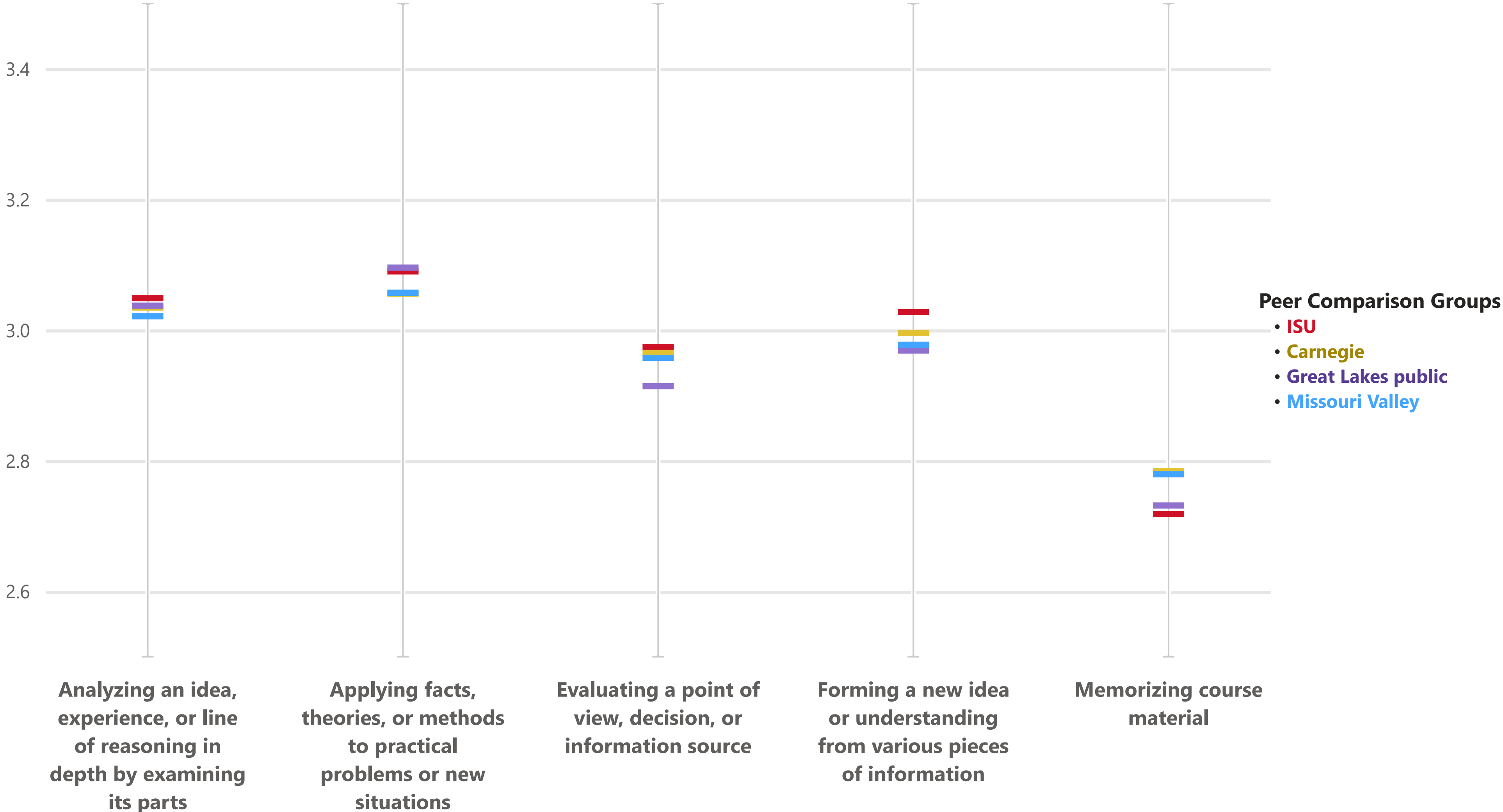
FY
  SR

Select a category

- Academic challenge
- Civic engagement
- Collaborative learning
- College choice
- Course goals
- Discussions with diverse others
- Emphasis: Academic
- Emphasis: Environment
- High impact practice
- Higher order learning
- Integrative learning
- Learning feedback
- Learning strategies
- Learning: Affective
- Learning: Cognitive
- Quality of interactions
- Quantitative reasoning
- Reading
- Reflective learning
- Returning to ISU (FY only)
- Satisfaction
- Sense of belonging
- Student-faculty interaction
- Teaching practices
- Time allocation
- Working
- Writing - no of pages
- Writing - no of papers

During the current school year, how much has your coursework emphasized the following?

Average of scale: Very little = 1, Some = 2, Quite a bit = 3, Very much = 4





# Compare ISU to institutions from the same Carnegie Class

Select a class

**FY** SR

Select a category

- Select all
- Academic challenge
- Civic engagement
- Collaborative learning
- College choice
- Course goals
- Discussions with diverse others
- Emphasis: Academic
- Emphasis: Environment
- High impact practice
- Higher order learning
- Integrative learning
- Learning feedback
- Learning strategies
- Learning: Affective
- Learning: Cognitive
- Quality of interactions
- Quantitative reasoning
- Reading
- Reflective learning
- Returning to ISU (FY only)
- Satisfaction
- Sense of belonging
- Student-faculty interaction
- Teaching practices
- Time allocation
- Working
- Writing - no of pages
- Writing - no of papers

Click on the table headers to sort

Question	Subquestion	Scale	ISU avg	Carnegie avg	ISU - Carnegie avg	p value	Effect size
About how many hours do you spend in a typical 7-day week doing the following?	Working for pay (on and off campus)	Average number of hours	7.53	9.52	-0.50	0.00	-0.16
About how many hours do you spend in a typical 7-day week doing the following?	Working for pay OFF CAMPUS	Average number of hours	3.95	7.11	-3.16	0.00	-0.30
During the current school year, about how often have you done the following?	Given a course presentation	Average of scale: Never = 1, Sometimes = 2, Often = 3, Very often = 4	2.46	2.17	0.28	0.00	0.31
How much has your experience at this institution contributed to your knowledge, skills, and personal development in the following areas?	Speaking clearly and effectively	Average of scale: Very little = 1, Some = 2, Quite a bit = 3, Very much = 4	2.88	2.68	0.20	0.00	0.22
Indicate the quality of your interactions with the following people at your institution.	Quality of interactions with academic advisors	Average of scale: Poor = 1, 2 - 6, Excellent = 7	5.61	5.28	0.33	0.00	0.21
About how many hours do you spend in a typical 7-day week doing the following?	Participating in co-curricular activities	Average number of hours	6.54	4.92	1.62	0.00	0.24
About how many hours do you spend in a typical 7-day week doing the following?	Preparing for class (studying, reading, writing, homework, etc.)	Average number of hours	12.78	14.35	-1.58	0.00	-0.20
During the current school year, about how often have you done the following?	Worked with a faculty member on activities other than coursework (committees, student groups, etc.)	Average of scale: Never = 1, Sometimes = 2, Often = 3, Very often = 4	1.98	1.81	0.18	0.00	0.19
During the current school year, about how many papers, reports, or other writing tasks of the following lengths have you been assigned?	Estimated number of assigned papers, reports, etc., up to 5 pages	Average number of papers	5.29	6.13	-0.84	0.00	-0.15

ISU is in the R2 Doctoral Universities: High Research Activity Carnegie class. This comparison group is other institutions in the same Carnegie Class and who also participated in the NSSE. See the [Carnegie Class](#) and [ISU Assessment](#) websites for more information.

# Compare ISU to institutions from the Great Lakes Region (public only)

Select a class

FY  SR

Select a category

- Select all
- Academic challenge
- Civic engagement
- Collaborative learning
- College choice
- Course goals
- Discussions with diverse others
- Emphasis: Academic
- Emphasis: Environment
- High impact practice
- Higher order learning
- Integrative learning
- Learning feedback
- Learning strategies
- Learning: Affective
- Learning: Cognitive
- Quality of interactions
- Quantitative reasoning
- Reading
- Reflective learning
- Returning to ISU (FY only)
- Satisfaction
- Sense of belonging
- Student-faculty interaction
- Teaching practices
- Time allocation
- Working
- Writing - no of pages
- Writing - no of papers

Click on the table headers to sort

Question	Subquestion	Scale	ISU avg	Great Lakes avg	ISU - Great Lakes avg	p value	Effect size
During the current school year, about how often have you done the following?	Given a course presentation	Average of scale: Never = 1, Sometimes = 2, Often = 3, Very often = 4	2.46	2.16	0.30	0.00	0.34
How much has your experience at this institution contributed to your knowledge, skills, and personal development in the following areas?	Speaking clearly and effectively	Average of scale: Very little = 1, Some = 2, Quite a bit = 3, Very much = 4	2.88	2.60	0.28	0.00	0.31
During the current school year, about how often have you done the following?	Discussed your academic performance with a faculty member	Average of scale: Never = 1, Sometimes = 2, Often = 3, Very often = 4	2.28	2.09	0.19	0.00	0.21
About how many hours do you spend in a typical 7-day week doing the following?	Participating in co-curricular activities	Average number of hours	6.54	5.16	1.37	0.00	0.21
During the current school year, about how often have you done the following?	Worked with a faculty member on activities other than coursework (committees, student groups, etc.)	Average of scale: Never = 1, Sometimes = 2, Often = 3, Very often = 4	1.98	1.81	0.17	0.00	0.18
About how many hours do you spend in a typical 7-day week doing the following?	Working for pay ON CAMPUS	Average number of hours	3.55	2.61	0.94	0.00	0.16
During the current school year, about how often have you done the following?	Prepared for exams by discussing or working through course material with other students	Average of scale: Never = 1, Sometimes = 2, Often = 3, Very often = 4	2.45	2.33	0.12	0.00	0.13
How much has your experience at this institution contributed to your knowledge, skills, and personal development in the following areas?	Being an informed and active citizen	Average of scale: Very little = 1, Some = 2, Quite a bit = 3, Very much = 4	2.72	2.61	0.11	0.00	0.12

Great Lakes public universities in IN, IL, MI, OH, WI with enrollments over 5,000, graduate programs and who also participated in the NSSE. See the [ISU Assessment](#) websites for more information.

# Compare ISU to institutions from the Missouri Valley athletic conference

Select a class

FY  SR

Select a category

- Select all
- Academic challenge
- Civic engagement
- Collaborative learning
- College choice
- Course goals
- Discussions with diverse others
- Emphasis: Academic
- Emphasis: Environment
- High impact practice
- Higher order learning
- Integrative learning
- Learning feedback
- Learning strategies
- Learning: Affective
- Learning: Cognitive
- Quality of interactions
- Quantitative reasoning
- Reading
- Reflective learning
- Returning to ISU (FY only)
- Satisfaction
- Sense of belonging
- Student-faculty interaction
- Teaching practices
- Time allocation
- Working
- Writing - no of pages
- Writing - no of papers

Click on the table headers to sort

Question	Subquestion	Scale	ISU avg	M. Valley avg	ISU - M. Valley avg	p value	Effect size
About how many hours do you spend in a typical 7-day week doing the following?	Preparing for class (studying, reading, writing, homework, etc.)	Average number of hours	12.78	14.67	-1.89	0.00	-0.24
During the current school year, about how many papers, reports, or other writing tasks of the following lengths have you been assigned?	Estimated number of assigned papers, reports, etc., up to 5 pages	Average number of papers	5.29	6.64	-1.34	0.00	-0.24
How would you evaluate your entire educational experience at this institution?	How would you evaluate your entire educational experience at this institution?	Average of scale: Poor = 1, Fair = 2, Good = 3, Excellent = 4	2.93	3.08	-0.15	0.00	-0.21
If you could start over again, would you go to your institution?	If you could start over again, would you go to your institution?	Average of scale: Definitely no = 1, Probably no = 2, Probably yes = 3, Definitely yes = 4	3.00	3.16	-0.15	0.00	-0.20
To what extent do you agree or disagree with the following statements?	I feel comfortable being myself at this institution	Average of scale: Strongly disagree = 1, Disagree = 2, Agree = 3, Strongly agree = 4	3.11	3.22	-0.11	0.00	-0.17
Of the time you spend preparing for class in a typical 7-day week, about how much is on assigned reading?	Assigned reading	Average number of hours	5.30	6.19	-0.89	0.00	-0.16
About how many hours do you spend in a typical 7-day week doing the following?	Working for pay OFF CAMPUS	Average number of hours	3.95	5.37	-1.42	0.00	-0.16
Which of the following have you done or do you plan to do before you graduate?	Learning community	Average of percent who have done or are in progress: Have not decided = 1, Do not plan to do = 2,	0.08	0.12	-0.04	0.00	-0.15

This comparison group is other institutions in the Missouri Valley athletic conference as of 2023 and who also participated in the NSSE. See the [Missouri Valley Conference](#) and [ISU Assessment](#) websites for more information.