

Empowering Insights: Data Storytelling with Tableau

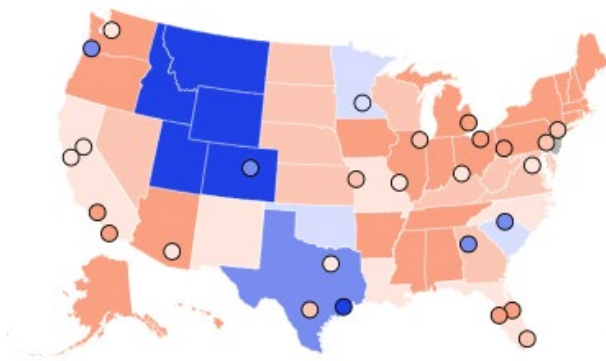
Ryan Smith, Illinois State University, 10/27/24, Assessment Institute, Indianapolis IN

Activity: Visualization – Perceive, Interpret, Understand

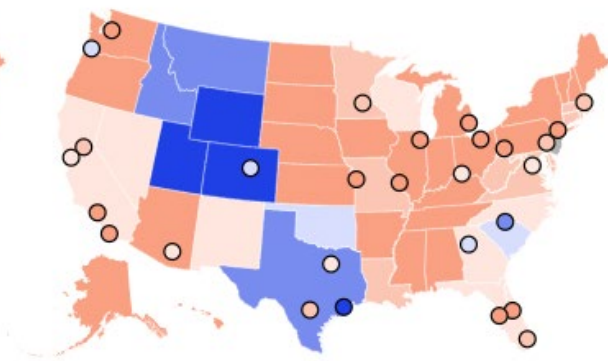
Population growth

Forecasted % change in number of 18-year-olds, 2012–29

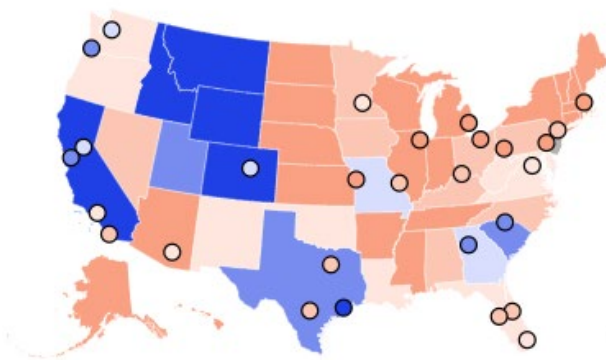
Number of all 18-year-olds



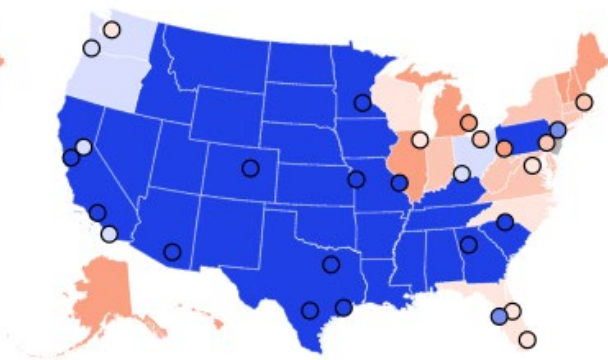
Number who will attend a 2-year school



Number who will attend a 4-year school



Number who will attend a 'top-ranked' school



Data: Nathan D. Grawe, Demographics and the Demand for Higher Education, Baltimore: Johns Hopkins University Press, 2018

From Emma Don, et al, Higher education enrollment: Decline or online opportunity?, McKinsey & Company

