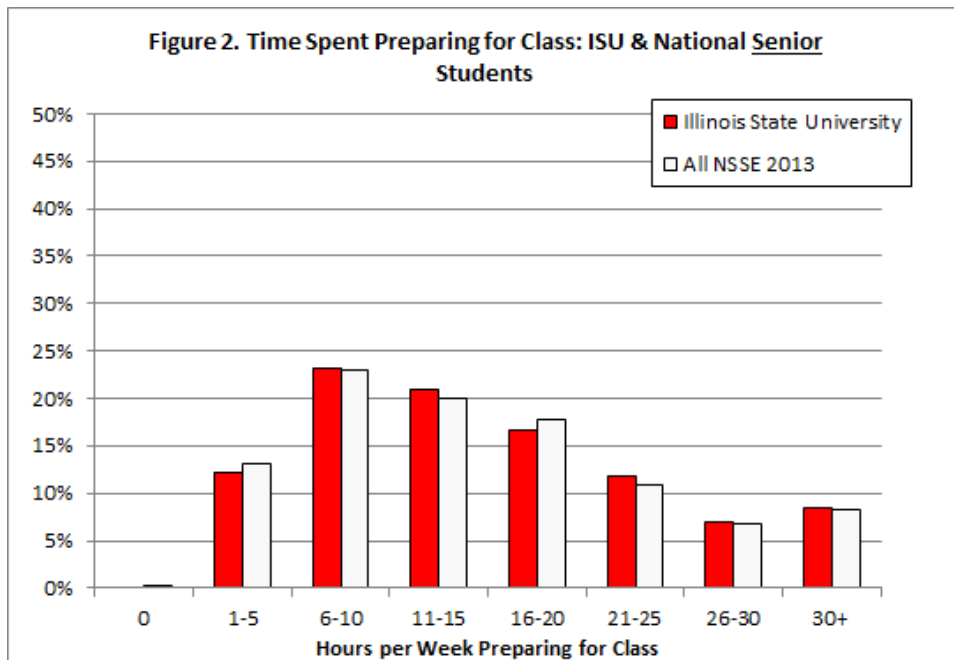
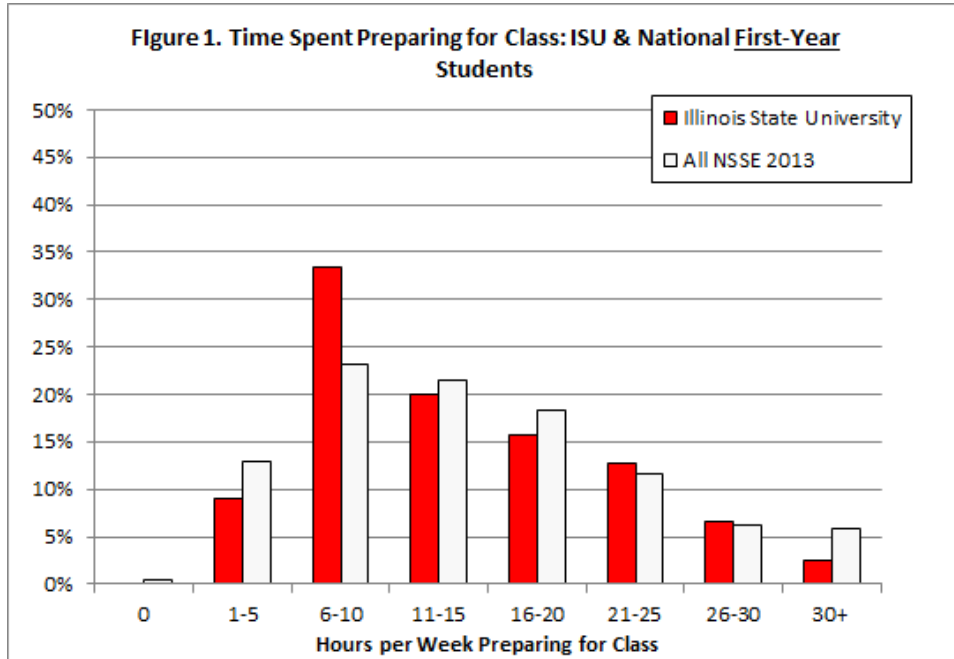


Time Spent Preparing for Class: Data from ISU Surveys of Student Engagement

ISU and National NSSE Comparisons

NSSE data suggests that ISU first-year students spend comparatively fewer hours per week preparing for class (Figure 1).¹ Figure 2, however, shows that ISU students spend a comparatively similar amount of time on preparing for class.

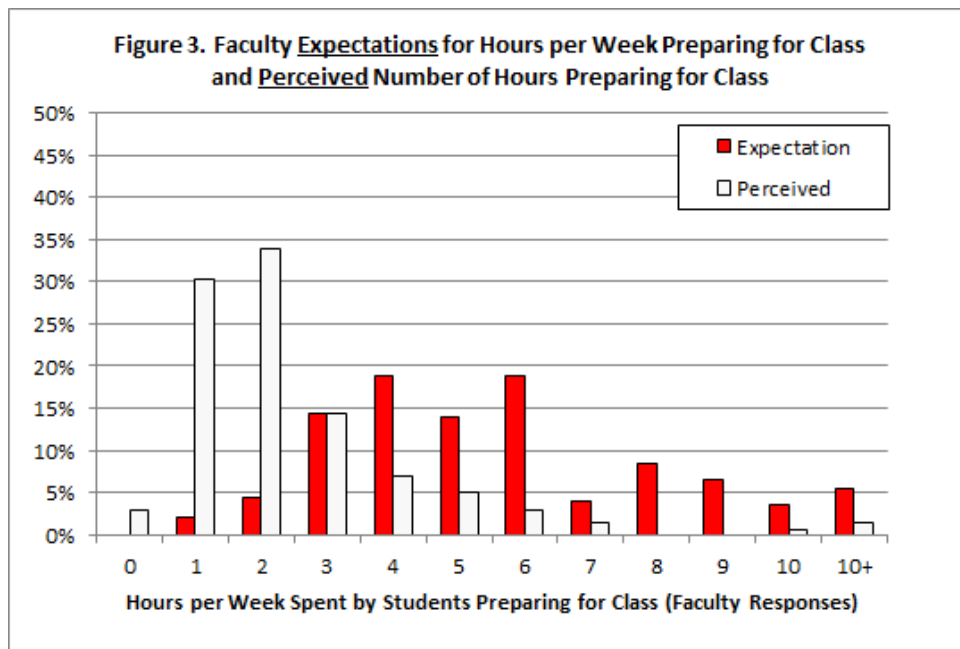


¹ NSSE question 15a. About how many hours do you spend in a typical 7-day week doing the following?: Preparing for class (studying, reading, writing, doing homework or lab work, analyzing data, rehearsing, and other academic activities)

Time Spent Preparing for Class: Data from ISU Surveys of Student Engagement

Faculty Expectations and Perceptions about Time Spent Preparing for Class

Faculty expectations about how time students should spend preparing for their class are higher than how much time faculty perceive students spend on preparing for their class (Figure 3).²

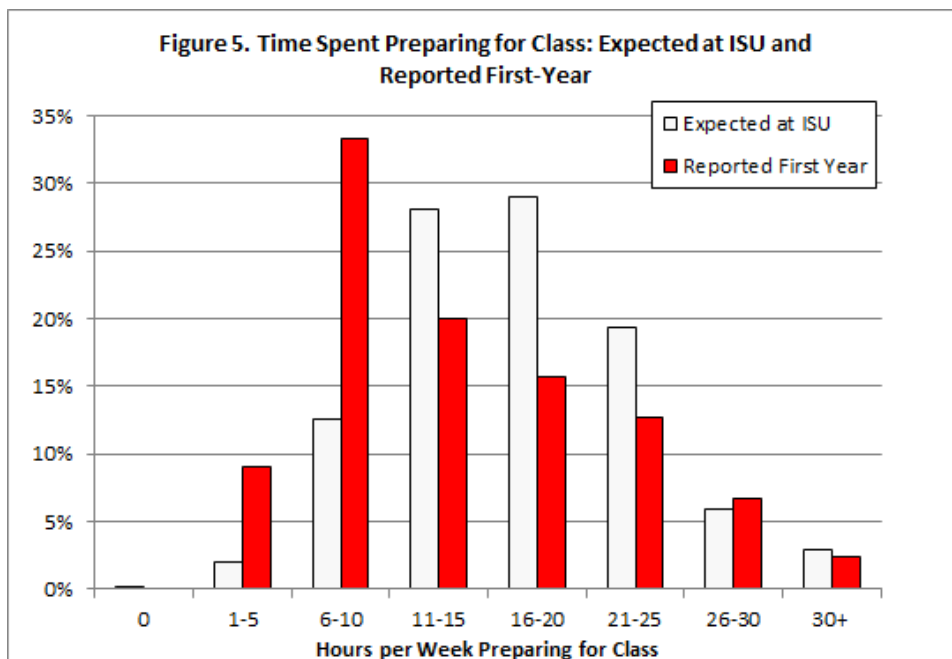
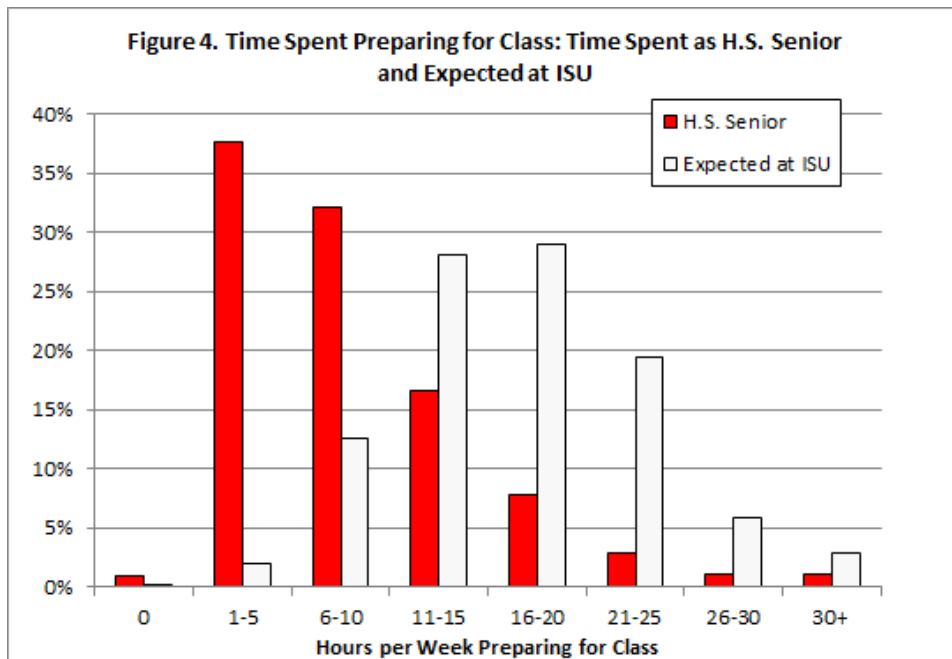


² FSSE question 17. In an average 7-day week, about how many hours do you **expect** the typical student to spend preparing for your selected course section (Studying, reading, writing, doing homework or lab work, analyzing data, rehearsing, and other academic activities)? FSSE question 18. In an average 7-day week, about how many hours do you expect the typical student **actually** spends preparing for your selected course section (Studying, reading, writing, doing homework or lab work, analyzing data, rehearsing, and other academic activities)?

Time Spent Preparing for Class: Data from ISU Surveys of Student Engagement

Time Spent Preparing for Class for ISU Students: Expectations & Reported

Incoming high school seniors expect to spend much more time preparing for class in college than they did in high school (Figure 4). When surveyed in the spring of their first year, however, ISU students report spending less time preparing for class than they expected (Figure 5).³

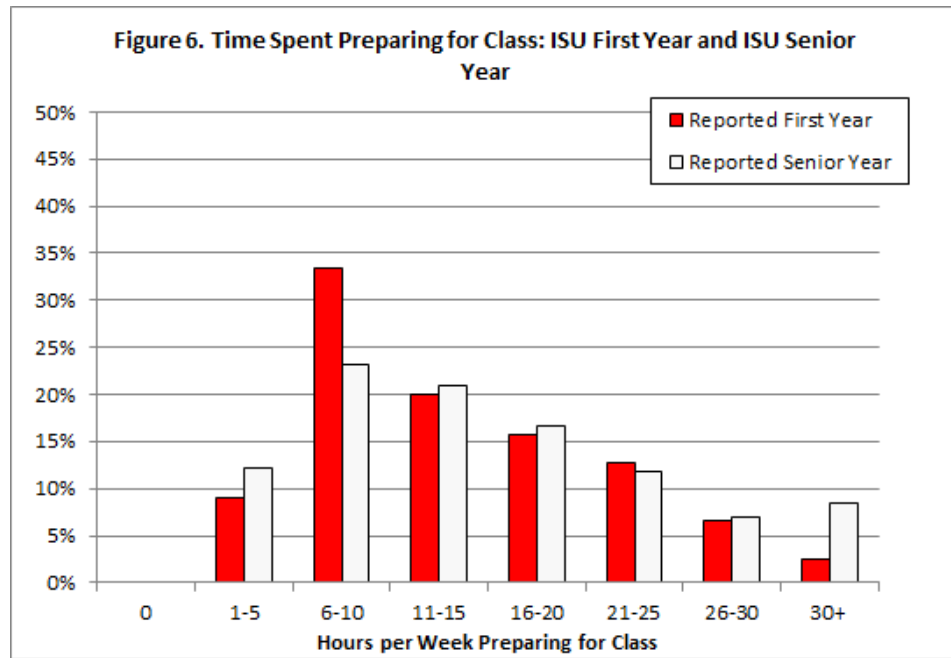


³ *BCSSE question 8a.* During your last year of high school, about many hours did you spend in a typical 7-day week doing each of the following: Preparing for class (studying, doing homework, rehearsing, etc.)? *BCSSE question 13a.* During the coming school year, about how many hours do you think you will spend in a typical 7-day week doing each of the following: (studying, doing homework, rehearsing, etc.)?

Time Spent Preparing for Class: Data from ISU Surveys of Student Engagement

Time Spent Preparing for Class for ISU Students: Changes Over Time

By their senior year, ISU students report spending more time preparing for class than in their first-year (Figure 6).



NSSE Spring 2013

15. About how many hours do you spend in a typical 7-day week doing the following?

a. Preparing for class (studying, reading, writing, doing homework or lab work, analyzing data, rehearsing, and other academic activities)

Illinois State University

Hours	First Year		Senior	
	#	%	#	%
0	0	0%	0	0%
1-5	15	9%	56	12%
6-10	55	33%	106	23%
11-15	33	20%	96	21%
16-20	26	16%	76	17%
21-25	21	13%	54	12%
26-30	11	7%	32	7%
30+	4	2%	39	8%
Total	165	100%	459	100%

All NSSE 2013

Hours	First Year		Senior	
	#	%	#	%
0	389	0%	485	0%
1-5	13,932	13%	21,654	13%
6-10	24,889	23%	38,282	23%
11-15	23,041	21%	33,319	20%
16-20	19,657	18%	29,433	18%
21-25	12,423	12%	18,055	11%
26-30	6,753	6%	11,324	7%
30+	6,313	6%	13,572	8%
Total	107,397	100%	166,124	100%

FSSE Spring 2014

17. In an average 7-day week, about how many hours do you *expect* the typical student to spend preparing for your selected course section?

Studying, reading, writing, doing homework or lab work, analyzing data, rehearsing, and other academic activities

Hours	All Faculty		Faculty Lower Div.		Faculty Upper Div.	
	#	%	#	%	#	%
0	0	0%	0	0%	0	0%
1	4	2%	4	6%	0	0%
2	9	4%	6	10%	3	2%
3	29	14%	10	16%	19	14%
4	38	19%	11	17%	27	19%
5	28	14%	8	13%	20	14%
6	38	19%	9	14%	29	21%
7	8	4%	3	5%	5	4%
8	17	8%	4	6%	13	9%
9	13	6%	6	10%	7	5%
10	7	3%	2	3%	5	4%
10+	11	5%	0	0%	11	8%
Total	202	100%	63	100%	139	100%

18. In an average 7-day week, about how many hours do you expect the typical student *actually* spends preparing for your selected course section?

Studying, reading, writing, doing homework or lab work, analyzing data, rehearsing, and other academic activities

Hours	All Faculty		Faculty Lower Div.		Faculty Upper Div.	
	#	%	#	%	#	%
0	6	3%	3	5%	3	2%
1	61	30%	28	44%	33	24%
2	68	34%	20	32%	48	35%
3	29	14%	5	8%	24	17%
4	14	7%	3	5%	11	8%
5	10	5%	1	2%	9	7%
6	6	3%	0	0%	6	4%
7	3	1%	1	2%	2	1%
8	0	0%	0	0%	0	0%
9	0	0%	0	0%	0	0%
10	1	0%	1	2%	0	0%
10+	3	1%	1	2%	2	1%
Total	201	100%	63	100%	138	100%

BCSSE 2012

8. During your last year of high school, about many hours did you spend in a typical 7-day week doing each of the following?

a. Preparing for class (studying, doing homework, rehearsing, etc.)

13. During the coming school year, about how many hours do you think you will spend in a typical 7-day week doing each of the following?

a. Preparing for class (studying, doing homework, rehearsing, etc.)

*All Incoming ISU Students**

Hours	Senior Year H.S. (8a)		Expectations (13a)	
	#	%	#	%
0	19	1%	1	0%
1-5	754	38%	41	2%
6-10	643	32%	252	13%
11-15	332	17%	561	28%
16-20	158	8%	580	29%
21-25	58	3%	388	19%
26-30	21	1%	118	6%
30+	22	1%	58	3%
Total	2,007	100%	1,999	100%

*All Incoming First-Generation ISU Students**

Hours	Senior Year H.S. (8a)		Expectations (13a)	
	#	%	#	%
0	6	1%	0	0%
1-5	257	38%	16	2%
6-10	210	31%	78	12%
11-15	114	17%	195	29%
16-20	46	7%	178	27%
21-25	19	3%	137	20%
26-30	8	1%	43	6%
30+	8	1%	23	3%
Total	668	100%	670	100%

**Students who completed the BCSSE. Survey administered during Preview.*